



Project Title:
Cassava Enterprise Development Project (CEDP)
Quarterly Report

Cooperative Agreement No:
620-A-00-03-00144-00 Section B

Author(s):
G. Tarawali & Okarter C.

Recipient:
International Institute of Tropical Agriculture (IITA)

USAID CTO:
Nduku Okaro, Agricultural Development Officer (SO 12)

Reporting Period:
July– September 2009
October 2008-September 2009

Date: October, 2009

Quarter July – September 2009

<i>Activity Summary</i>
Implementing Partner: International Institute of Tropical Agriculture (IITA)
Activity Name: Cassava Enterprise Development Project (CEDP)
Activity Objective <ol style="list-style-type: none">1. Reduce the impact of the cassava mosaic disease in selected communities2. Increase the productivity of cassava, and3. Develop and expand postharvest processing and marketing outlets for cassava products in the South-South and South East States of Nigeria
USAID/Nigeria SO 12: Improved Livelihoods in Selected Areas
Life of Activity: Five (5) Years
Total Estimated Contract/Agreement Amount: US\$ 2,917,353
Obligations to Date: US\$ 2,917,353
Accrued Expenditure this Quarter: US\$ 191,617
Activity Cumulative Accrued Expenditure to Date: US\$ 2,294,623
Estimated Expenditure Next Quarter: US\$ 200,000

Cassava Enterprise Development Project - Targets

Indicators	INDICATOR DEFINITION AND UNIT OF MEASUREMENT	This Year's Target	This year's Actual	This Quarter 's Target	This Quarter 'sActual	Explanation for Variance
Strategic Objective (SO) 12: Improved Livelihoods in Selected Areas						
Indicator 1: Income from selected commodities and products	Definition: This indicator measures the cash income generated from sales of cassava and products per client per quarter.	\$11,345,342.08 (₦1,645,074,602)	\$1,650,746.94 (₦214,597,102.1)	\$4,093,830.59. (₦593,605,435.88)	\$465,190.01 (₦60,474,715.00)	An increase of 0.98% was made on income when compared with the last quarter. When we accepted that some centres were not working , it is obvious that this target is very high.Note that even if all centres are functional and work at full capacity, it will be difficult to meet this target
IR12.1: Increased Market-Driven Employment Opportunities						
IR 12.1.1: Job Creation	Definition: New, permanent jobs created in assisted enterprises.	2,691	11,831	1044	2473	Job creation has been one of the indicator's where the Project has not been found wanting though may not have been disaggregated appropriately. This quarter's target was exceeded by 136.9%
IR12.2: Increased Agricultural Productivity and Marketing						
IR 12.2.1: Sales of agricultural commodities/products		\$11,345,342.08 (₦1,645,074,602)	\$3,351,892.68 (₦435,746,048.8)	\$1,364,610.20 (₦197,868,478.63)	\$1,196,434.47 (₦155,536,481.00)	Though the target was not met, there was 143% over what was recorded in the last quarter. Data from sales of stems & roots contributed substantially to this.
IR 12.2.2: Area under sustainable management (ha)	Land area of targeted farmers using CMD resistant variety and one or more improved crop production inputs (fertilizer, crop protection chemicals, agro-forestry, etc.). Area planted of representative sampled farmers will be measured in hectares by CEDP staff during site visits.	3,360	2,295.5	1260	2,064	In 3 rd quarter this indicator was short by a whopping 76%. Planting was just beginning then. In this quarter there was mobilization for data tracking and collection. This has yielded dividends with 85.3% over last quarter's and 63.8% over the quarter target.
IR 12.2.3: Productivity of selected commodities/products	Definition: Is the weight of raw cassava tubers in tons obtained from one hectare of CMD resistant field. Actual record of the farmers' harvests in local units will be converted to tons.	Nil – overall target of 25t/ha already met.	-	-	-	A survey to ascertain the status & productivity of CMD varieties has commenced and been concluded in 3 States concluded. An average yield of 27.2t/ha has been recorded against 25.6t/ha in 2005/2006. Note that Project target (25t/ha) for this indicator has been exceeded

IR 12.2.4: Clients adopting improved technologies		74,662	42,952	36,073	13,430	The target was exceeded by 5%. The processing centres are constantly rendering services even to none partners
IR 12.2.5: Number of Technologies introduced	Definition: Count of how many agricultural technologies have been introduced, including equipment, machinery, practices, inputs (such as seeds) or methods used in the planting, cultivation, harvesting, sorting, processing/transforming, or packaging of agricultural commodities.	12	27	12	-	Target met. Many more technologies were introduced as the Project grew through the years
IR 12.3: Increased Commercial viability of micro, small, and medium enterprises						
IR12.3.3: Enterprises benefiting from Business Development Services (BDS)	Definition: Business Development Services (BDS) training includes product development, information and mobilization, advice on building construction, machinery installation, and enterprise trainings, including business advice given to processors during visits.	279	64	89	22	As at the time of this report we are still expecting full data on this. This will be reported in the close-out report. It is expected that with the complete collation of the data, the difference in the project target will be narrowed down.
IR12.3.4: Sustainable Producer Associations	Definition: Associations composed of cassava producers/processors who meet specific criteria for sustainability. Unit of Measurement: Number, disaggregated by state	121	184	31	168	As reported in the last quarter, data from our staff in the field has been received. This year's target has already been exceeded.

Exchange Rate: USD1.00 = ₦130

Cassava Enterprise Development Project

July-September 2009 Quarterly Progress Report and October 2008 – September 2009 Annual Report

I. Background

The Cassava Enterprise Development Project is implemented through the International Institute of Tropical Agriculture in support of Nigeria's Presidential Cassava Initiative. Total anticipated funds of \$11.5 million are provided under a public-private partnership between the USAID and the Shell Petroleum Development Company to support the development of the cassava sector over a period of five (5) years. The objective of the Project is to increase economic opportunities through sustainable and competitive cassava production, marketing and agro-enterprise development in selected communities of the South-South and South-East States of Nigeria. The specific project objectives are to:

- i. Reduce the impact of the Cassava Mosaic Disease (CMD) in selected communities in the South-South and South East States
- ii. Increase the productivity of cassava, and
- iii. Develop and expand postharvest processing and marketing outlets for cassava products.

The Project's activities contribute to Strategic Objective 12, i.e., Improved Livelihoods in Selected Areas with the following key intermediate results (IR):

- (1) Increased Market-Driven Employment Opportunities,
- (2) Increased Agricultural Productivity and Marketing,
- (3) Improved Business Skills of Agricultural Enterprises, and
- (4) Mitigating the impact of the CMD disease

II. Summary of progress

This is supposed to be the last quarter of the Project's 5-year life span. However, a no-cost extension has been granted by the donors, thereby extending the duration of the Project until December 2009. The project is gradually closing out but increasingly refurbishing structures for the continuity of the technologies introduced. Issues have been resolved with SPDC the Project has made tremendous progress in meeting some of the targets and obligations, though the delay in releasing funds caused us some problems

with the 2008/2009 portfolio review. This notwithstanding, the Project has made efforts to address some of the issues raised in the review. More targets will be met before the final close of the project in December 2009. The achievements from SPDC Milestone 8 are very pleasing endearing to SPDC and they are willing to release Milestone 9 promptly. This, with the spillover from Milestone 8, also will increase our activities further and narrow substantially the gap in the overall project targets.

Uncompleted MPCs and SMEs have continued to receive the Project's adequate attention and repairs of broken-down machines are continuing. This fresh move is backed with pep talks on the need for a change of attitude and the need for beneficiaries to understand that the outfits are purely theirs and should be sustained by them. The team constituted to track existing sustainable groups and secondary and tertiary distribution of the CMD resistant varieties (farmer – farmer) are not relaxing in completing this task.

The Project commenced the year under review walking a tight rope in respect of funds. Activities were near zero. Pertinently, the situation was relieved by the provision of funds by IITA's management in January 2009 and the availability of funds for the Shell milestone 8 in April 2009 after very painful negotiations. Between January and March, trainings and community analyses were conducted. Between April and September, all hands were on deck to reactivate some processing centres while others were upgraded (Table 1, 2 &3). In this scheme, 16 enterprises were reactivated (with another 8 almost ready), and 100 mobile graters have been procured from SEDI, Enugu State, for distribution to SPDC communities in October 2009. An additional 85 mobile graters have been ordered for distribution to youths. Hopefully, their distribution will increase the total number of processing enterprises and increase the percentage of functional enterprises from the current 51% to nearly 80%. Worthy of note is the fact that many of the centres labeled non-functional are not functional because the beneficiaries could not employ reliable and steady operators. This situation seems beyond the Project control but we are rendering assistance in identifying and training new operators. The Project is currently carrying the message of self-sustainability to these beneficiaries as part of the exit strategy..

The Stakeholders Workshop that suffered several postponements was held in August, 2009 (See Section on Success Stories)

Indicators and Activities

Activities carried out in the quarter and during the year ending are summarized under the following subheadings:

- ◆ Income from selected commodities and products
- ◆ Job Creation
- ◆ Sales of agricultural commodities/products
- ◆ Area under sustainable management
- ◆ Clients adopting improved technologies
- ◆ Hectares of primary, secondary, and tertiary improved cassava planting materials established
- ◆ Sustainable producer associations
- ◆ Enterprises benefiting from Business Development Service (BDS)

Table 1: Processing Centers/Enterprises by State.

State	SME	MPC	MGE	AC	Total
Abia	6	13	20	1	40
Akwa Ibom	4	18	20	1	43
Anambra	3	6	19	3	31
Bayelsa	1	20	20	15	56
Cross River	4	12	9	-	25
Delta	6	14	20	9	49
Ebonyi	-	6	16	-	22
Edo	7	33	20	11	71
Enugu	2	6	19	2	29
Imo	1	9	3	19	32
Rivers	2	11	22	2	37
Total	36	148	188	63	435

SME = Small-Medium Enterprises

MPC = Microprocessing Centres

MGE = Mobile Grater Enterprises

AC = Assisted Centers

Reactivation and upgrading activities are still going on in Bayelsa, Delta, and Rivers States. With the introduction of 185 mobile graters between October and December 2009, the number of enterprises will increase to about 620. In addition, more hands (6) have been engaged to assist with work in Anambra, Ebonyi, Enugu, Imo, Edo, and States following the outcome of the portfolio review. This action will substantially narrow down

the gap observed in data collection and the number of functional enterprises. Between the portfolio review outcome and now, some progress has been recorded as shown in Tables 5a and b

A “Rasper” training session is scheduled between October 28 and 30 in Bayelsa, Delta and Rivers States. This is part of the project’s exit strategy. From each of the SPDC States 30-45 persons will be trained on the maintenance of the processing machines and other equipment with the idea that they will be available to maintain the centers at the exit of the project. This activity will be reported in the next report under BDS.

Table 2: Rivers State: reactivated and upgraded

1. Rukpokwu MPC	Completed and functioning
2. Isu MPC	Completed and functioning
3. Umuechem MPC	Completed
4. Eneka MPC	Completed
5. Ahoada SME	Completed

Figure 3: Delta State: reactivated and upgraded

1. Rukpokwu MPC	Completed and functioning
2. Isu MPC	Completed and functioning
3. Umuechem MPC	Completed
4. Eneka MPC	Completed
5. Ahoada SME	Completed

Figure 4: Bayelsa State: reactivated and upgraded

Enterprise	Status
1. Josy Integrated Agro-Farm LTD (SME) Outage II	Completed and functional
2. The Agedahs, Odi MPC	Completed and functional
3. Kemebigha Farmers' Cooperative Society, Nedugo	Completed
4. Godgift Enterprise, Yibama (Oruma)	Completed
5. Izonebi's Food (SME) Elebele	Completed and functional

Table 5a: Status (functional) of enterprises before the resuscitation program.

Enterprises	Project States											
	Abia	Akwa Ibom	Anambra	Bayelsa	Cross River	Delta	Ebonyi	Edo	Enugu	Imo	Rivers	
MGs	10	20	1	20	9	12	2	14	1	0	11	
MPCs	11	14	2	23	8	25	2	26	3	4	8	
SMEs	3	2	0	0	2	0	0	1	1	0	1	
	24	36	3	43	19	37	4	41	5	4	20	236

Table 5b: Current status (functional) of enterprises following the resuscitation program.

Enterprises	Project States											
	Abia	Akwa Ibom	Anambra	Bayelsa	Cross River	Delta	Ebonyi	Edo	Enugu	Imo	Rivers	
MGs	10	20	1	20	9	16	2	14	1	0	14	
MPCs	11	14	2	28	8	25	2	38	4	4	10	
SMEs	3	2	0	2	2	0	0	1	1	0	1	
	24	36	3	50	19	42	4	53	6	4	25	266

SO12 Indicator 1: Income from selected commodities and products

Table 6: Gross income (₦) from all cassava enterprises and services (including variable costs)

State	SME	MPC	MG	Cassava root sales	Cassava Stem sales	Total Income (₦)
Abia	1,378,440.00	768,103.00	253,500.00	11,842,070.00	4,798,350.00	19,040,463
Akwa Ibom	508,200.00	495,290.00	614,510.00	0	0	1,618,000
Anambra	0	84,020.00	53,880.00	0	0	137,900
Bayelsa	10,175,000.00	2,306,250.00	1,353,200.00	252,450.00	0	14,086,900
Cross River	12,499,720.00	162,275.00	145,470.00	0	28,348,400	41,155,865
Delta	1,647,500.00	1,903,340.00	419,030.00	0	0	3,969,870
Ebonyi	0	81,434.00	85,786.00	0	0	167,220
Edo	22,740,000.00	3,969,750.00	661,000.00	0	0	27,370,750
Enugu	95,000.00	100,633.00	30,600.00	0	0	226,233
Imo	0	29,970.00	0	0	302,700.00	332,670
Rivers	316,500.00	1,213,290.00	256,850.00	0	0	1,786,640
Total Income	49,360,360	11,114,355	3,873,826	12,094,520	33,449,450	109,892,511

For the quarter, a gross income of ₦109,892,511(\$845,327.01) was generated by the cassava enterprises with the SMEs accounting for 45% (₦49,360,360 or \$379,695.08) , followed by cassava stem cottage enterprises with 30% (₦33,449,450 or \$257,303.46), microprocessing centers, mobile graters, and sales from cassava roots contributed 25% altogether.

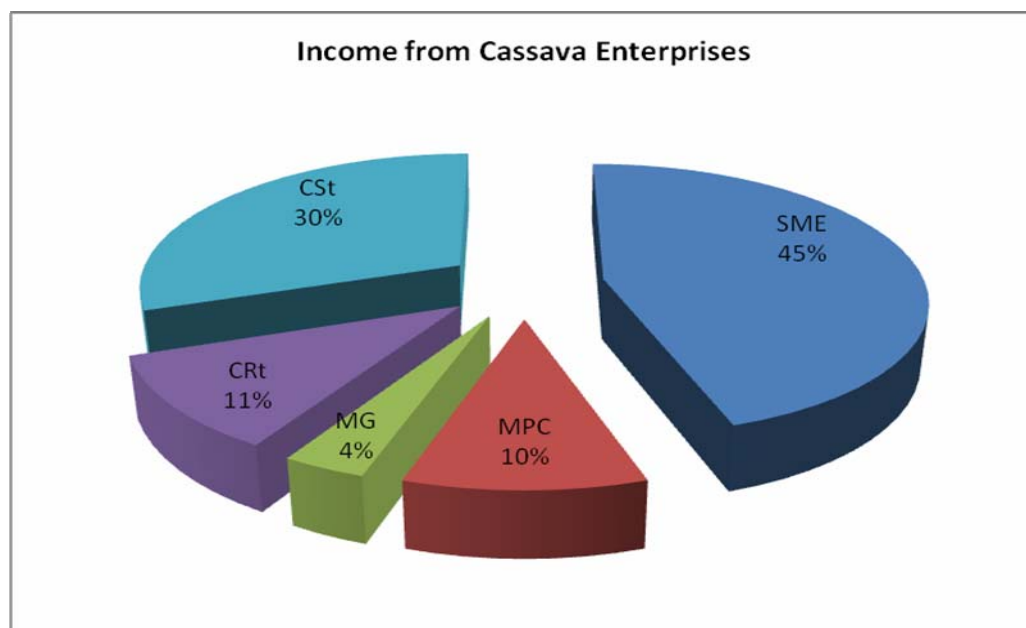


Figure 1: Percentage contribution of enterprises to gross income for the quarter, July-September, 2009.

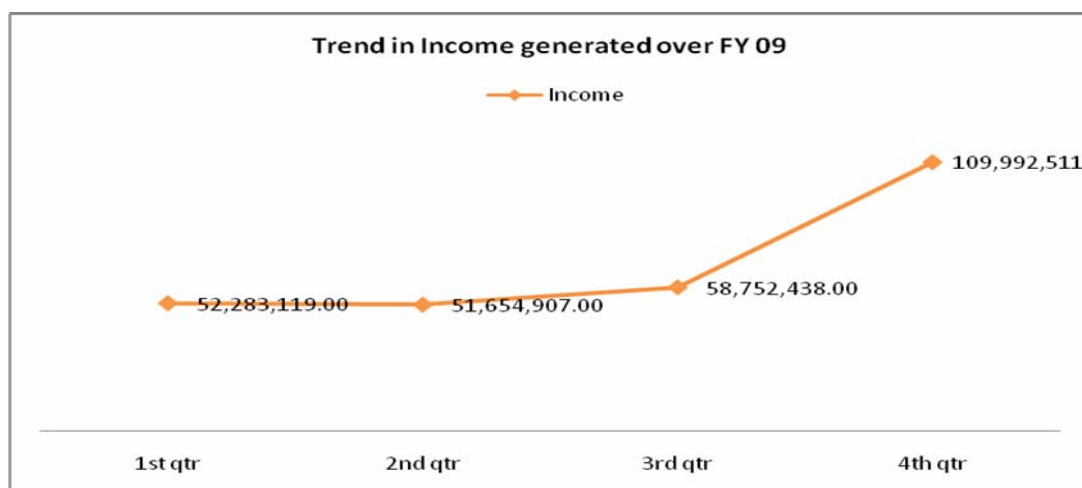


Figure 2: Trend in income generated in cassava enterprises

Income in the first¹ and second quarters was low mainly, because the period fall in the dry season and so there were fewer activities. In addition, the delayed release of funds affected technical backstopping and data collection. The second and third quarters saw the project creeping away from this low performance due on our target, more hands were engaged and mobilized for data collection and the resuscitation of the processing centres especially in the fourth quarter. This is reflected in the high income level achieved. This exercise will continue and the outcome of these efforts will be reported in the next submission.

Table 7: Net Income (₦) generated by and accruing directly to various cassava enterprises in the States

State	SME	MPC	Cassava root sales	Total Income (₦)
Abia	1,213,027.20	683,611.67	9,473,656.00	11,370,295
A' Ibom	447,216.00	440,808.10	0	888,024
Anambra	0	74,777.80	0	74,778
Bayelsa	8,954,000.00	2,052,562.50	201,960.00	11,208,523
Cross River	10,999,753.60	144,424.75	0	11,144,178
Delta	1,449,800.00	1,693,972.60	0	3,143,773
Ebonyi	0	72,476.26	0	72,476
Edo	20,011,200.00	3,533,077.50	0	23,544,278
Enugu	83,600.00	89,563.37	0	173,163
Imo	0	26,673.30	0	26,673
Rivers	278,520.00	1,079,828.10	0	1,358,348
Total Income	43,437,117	9,891,776	9,675,616	63,004,509

Table 8: Net Income and Sales (₦) generated by mobile graters enterprise services

State	Sales		Income	
	MGE	Cassava Stem Sales	MGE	Cassava Stem Sales
Abia	253,500.00	4,798,350.00	228,150	3,838,680.00
Akwa Ibom	614,510.00	-	553,059	-
Anambra	53,880.00	-	48,492	-
Bayelsa	1,353,200.00	-	1,217,880	-
Cross River	145,470.00	28,348,400.00	130,923	22,678,720.00
Delta	419,030.00	-	377,127	-
Ebonyi	85,786.00	-	77,207.4	-
Edo	661,000.00	-	594,900	-
Enugu	30,600.00	-	27,540	-
Imo	0	302,700.00	0	242,160.00
Rivers	256,850.00	-	231,165	-
Total Income	3,873,826	33,449,450.00	3,486,443.4	26,759,560.00

The Mobile Graters (MGs) and Cassava Stem (CSt) enterprises generated net income to the tune of ₦30,246,003 (N26,759,560.00+ ₦3,486,443.00)

Total Gross Margin for various Cassava Enterprises

Based on the results of a survey, variable costs account for about 11% in MPCs and ACs, 12% for SMEs, 10% for MGEs, 20% for cassava roots, and 5% for cassava stem. The Total Gross Margin from CEDP- assisted cassava enterprises for this quarter is calculated by subtracting the percentage variable cost¹ from the total income. Therefore, the Total Gross Margin from all CEDP-assisted centres and farms is ₦98,367,929.65 or \$756,676.38 i.e., (₦109,992,511.00 less ₦11,624,581.35):

The total variable cost component is calculated as follows:

1. MPCs and ACs = $0.11 \times \text{₦}11,114,355 = \text{₦}1,222,579.05$
2. SMEs = $0.12 \times \text{₦}49,360,360 = \text{₦}5,923,243.20$
3. MGEs = $0.10 \times \text{₦}3,873,826 = \text{₦}387,382.60$
4. CR = $0.2 \times \text{₦}12,094,520 = \text{₦}2,418,904.00$
5. CS = $0.05 \times \text{₦}33,449,450 = \text{₦}1,672,472.50$

Thus, the total variable cost amounts to ₦11,624,581.35 or US\$89,419.86

¹ A survey of 25 MPCs shows that variable costs account for about 11% of total cost; for SME, 12% is the factor based on the total variable cost ratio from Widows' Mite enterprise only.

Total Gross Margin over the year (FY09)

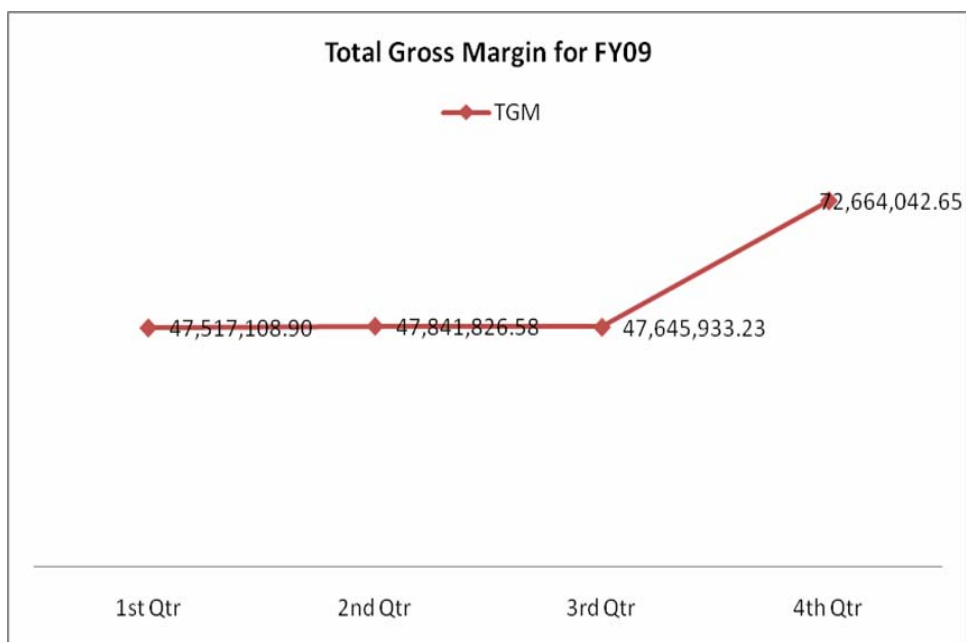


Figure 3: Total Gross Margin (TGM) across the year 2009

The jump in the fourth quarter is the result of the large-scale mobilization of personnel for data capture from enterprises. This gave rise to about 34% increase in the Total Gross Margin (TGM) for the quarter over the previous quarter(third quarter).

IR 12.1: Increased Market-Driven Employment Opportunities

IR 12.1.1: Job Creation

Table 9: Number of persons employed in each cassava enterprise July - September 2008

State	Total	Male	Female
Mobile Grater Enterprises			
Abia	20	16	4
Akwa Ibom	60	39	21
Anambra	3	3	0
Bayelsa	111	42	69
Cross River	33	27	6
Delta	55	45	10
Ebonyi	30	15	15

Edo	135	83	52
Enugu	7	4	3
Rivers	51	42	9
Subtotal	505	316	189
Micro- Processing Centers			
Abia	49	34	15
Akwa Ibom	79	36	43
Anambra	7	4	3
Bayelsa	110	65	45
Cross River	42	24	18
Delta	223	97	126
Ebonyi	4	4	0
Edo	346	136	210
Enugu	9	9	0
Imo	11	8	3
Rivers	131	47	84
Sub total	1011	464	547
Small/ Medium-scale Enterprises			
Abia	60	48	12
Akwa Ibom	63	40	23
Bayelsa	72	27	45
Cross River	96	36	60
Delta	18	18	0
Edo	600	303	297
Enugu	18	12	6
Rivers	30	8	22
Subtotal	957	492	465
Grand Total	2473	1272	1201

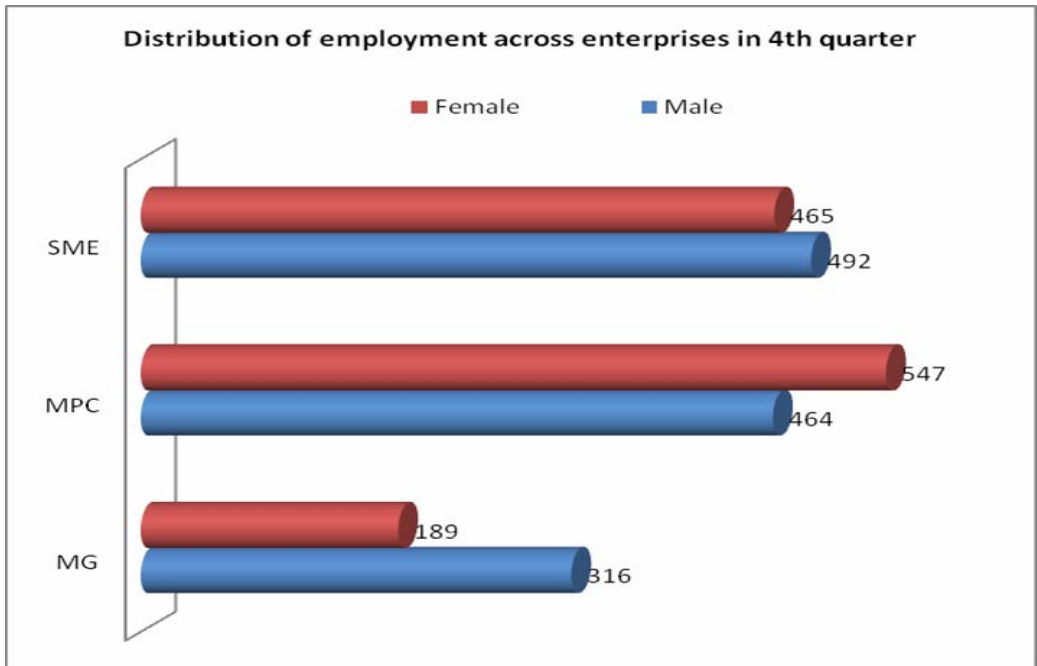


Figure 4: Employment pattern across enterprises

In the current quarter, about 7% increase was recorded in persons employed for various activities in various processing enterprises when compared with last quarter (2302-2473). There seems to be a balance in gender involvement with males showing a higher value of 51% and females 49%. The balance may be a factor of the seasons. For instance, cassava root harvesting is made easier with the rain softening the soil.

IR 12.2: Increased Agricultural Productivity and Marketing

IR 12.2.1: Sales of agricultural commodities/products

Table 10a. Sales (₦) from agricultural commodities/products from enterprises functional in the last quarter

State	SME	MPC	Cassava root sales	Cassava Stem sales	Total Income (₦)
Abia	1,378,440.00	768,103.00	11,842,070.00	4,798,350.00	18,786,963
Akwa Ibom	508,200.00	495,290.00	0	0	1,003,490
Anambra	0	84,020.00	0	0	84,020
Bayelsa	10,175,000.00	2,306,250.00	252,450.00	0	12,733,700
Cross River	12,499,720.00	162,275.00	0	28,348,400.00	41,010,395
Delta	1,647,500.00	1,903,340.00	0	0	3,550,840
Ebonyi	0	81,434.00	0	0	81,434
Edo	22,740,000.00	3,969,750.00	0	0	26,709,750
Enugu	95,000.00	100,633.00	0	0	195,633
Imo	0	29,970.00	0	302,700.00	332,670
Rivers	316,500.00	1,213,290.00	0	0	1,529,790
Total Income	49,360,360	11,114,355	12,094,520	33,449,450.00	106,118,685

Excluding the services of Mobile Graters the sum of ₦79,067,225 or US\$608,209.42 was realized from sales through SMEs, MPCs, and farm products (Table 7). The advent of CEDP and the dissemination of CMD cassava varieties coupled with their excellent field performance have turned cassava stems into gold for farmers, especially the beneficiaries and partners in the Project. A bundle sells for between ₦350 and ₦500 depending on the State and location. In this quarter alone, a total of ₦6,497,990 (\$4,998.39) was generated in stem sales. In Abia State, a paramount ruler said he prefers growing cassava stems for sale than growing the crop for the roots. He said there is usually a ready market for the stems although it is seasonal.

The wet output processed by MPCs for their clients will be converted to other produce, basically *gari* and *fufu*. These products are either consumed at home by various clients or sold in the market. Either way, either expenditure is saved or income generated for these clients. For this quarter, ₦134,545,840 or US\$1,034,968 was estimated as gross sales (Table 10b).

Table 10b. Sales (₦) from outputs (tons) from service enterprises (indirect) functional in the last quarter

State	Wet cassava mash (t)		Total output (t)	Estimated output (t)		Estimated sales (₦)		
	MG	MPC		Gari	Fufu	Gari	Fufu	
Abia	132.29	212.28	344.57	51.69	86.14	2,480,904.00	6,029,975.00	
Akwa Ibom	614.51	495.29	1109.8	166.47	277.45	7,990,560.00	19,421,500.00	
Anambra	14.82	36.19	51.01	7.65	12.75	367,272.00	892,675.00	
Bayelsa	500	260	760	114.00	190.00	5,472,000.00	13,300,000.00	
Edo	483.8	601.88	1085.68	162.85	271.42	7,816,896.00	18,999,400.00	
Rivers	19.22	154.24	173.46	26.02	43.37	1,248,912.00	3,035,550.00	
Enugu	26.52	33.9	60.42	9.06	15.11	435,024.00	1,057,350.00	
Ebonyi	500.4	498.76	999.16	149.87	249.79	7,193,952.00	17,485,300.00	
Imo	0.0	9.3	9.3	1.40	2.33	66,960.00	162,750.00	
Delta	164.72	424.76	589.48	88.42	147.37	4,244,256.00	10,315,900.00	
Cross River	120.9	143.42	264.32	39.65	66.08	1,903,104.00	4,625,600.00	
Total	2577.18	2870.02	5447.2	817.08	1361.81	39,219,840	95,326,000	
Estimated gross sales as income							₦134,545,840.00	or \$1,034,968

Methodology/calculation of the indirect sales

While the MGEs and the MPCs produce mainly produce wet output (cassava mash), the SMEs product dry output (cassava flour). The wet output processed by the enterprises for their clients will be converted to other produce, basically *gari* and *fufu*.

Factors considered in the calculations:

Gari

4k of cassava mash (wet output) yield 1k of *gari*

25k of *gari*, on average, sells for ₦1, 200, i.e., ₦48, 000/tonne

Fufu

1kg of cassava mash (wet output) yields 3.5 sizeable wraps of *fufu* (local)

1 wrap of *fufu*, on average, sells for ₦20.00, i.e., 1 tonne of cassava mash will yield ₦70,000.

A survey with the clients and MGE and MPC operators revealed that 60% of the mash goes to *gari* and 25% to *fufu*, while 15% goes to minor products.

In this quarter, the MGEs and the MPCs collectively generated 5447.20t of cassava mash as output. Working on the premise of 60% for *gari* and 25% for *fufu*, it then means that **3,268.32t** would have gone to *gari*, **1,361.8t** to *fufu*, and about **817.08t** to other uses.

At the ratio of 4:1, it means that from 3,268.32t, a yield of 817.08t of *gari* was realized and at ₦48, 000.00/t the MGEs and MPCs assisted in generating *gari* products worth **₦39,219,840.00** (₦48,000 × 817.08t). For *fufu*, at 3.5 wraps per kg mash, 4,766,300 wraps were made from 1,361.8t of mash yielding a cash income of about **₦95,326,000** (**\$733,276.92**). Thus the twin enterprises—MGs and MPCs—indirectly generated products (*gari* and *fufu*) for sale worth **₦134,545,840 or US\$1,034,968**.

IR 12 .2.2: Area under sustainable management

This is the total land area farmed in targeted States, using at least one improved practice introduced by CEDP. With respect to cassava, improved practices include the use of improved CMD resistant cassava varieties, the application of fertilizer and herbicide, intercropping of cassava with melon, sweetpotato, *bambara* nut, groundnut, cowpea, soybean, *mucuna* or *pueraria* spp., rotation with other crops or fallow, strip farming, and so on. The area under sustainable management is the summation of area planted to CMD resistant varieties in the various States. This includes all distributions by CEDP to farmers, including secondary and tertiary multiplications.

Table 11: Stem distribution to groups, individuals and partners

State	Qty disseminated (bundles)	No of ha planted by direct beneficiaries.
Abia	2,879	-
Imo	251	-
Akwa Ibom	2,770	-
Bayelsa	1,002	33.2
Cross River	63,969	614
Total	70,871	647.2


As at now, the Project is no longer embarking on the primary establishments of cassava plots. In place of this, the Project directs requests stem cuttings from our primary beneficiaries and keeps track of their sales. In this quarter, 70,871 bundles of cassava stems have been sold by these beneficiaries, especially our major partner; Godilogo Farms Ltd. Godilogo Farms has sold more than 60,000 bundles of CMD varieties to the IITA-MARKETS project, the paramount ruler of Obudu, and UPoCA project. This means that we have indirectly aided the establishment of 1417.42ha in addition to linking our farmers to market outlets. A bundle of cassava stems sells for an average price of N400. Our partners also planted 647.2 ha, with Godilogo topping them all with 480ha in the interim. In Cross River State the prisons farm and the Ministry of Agriculture have established 25 ha and 35ha in Adim, Biase LGA in Ochon, Obubra LGA.



Min. of Agric. Farm, Ochon, Obubra Local Government Area



Godilogo Farms Ltd, Obudu, Obanliku LGA



Prison's farm, Adim, Biase, Local Government Area

IR 12.2.3: Productivity of selected commodities/products

A yield sample survey has been carried out in three States (Abia, Imo, and Rivers). An average yield of 27.2t/ha has been recorded for the improved varieties while the local germplasm produced 10.4t/ha. This is an increase on the yield (25.6t/ha) recorded in the 2006/2007 survey. A yield survey for 2008/2009, covering all the 11 Project States will be conducted before the end of December 2009.

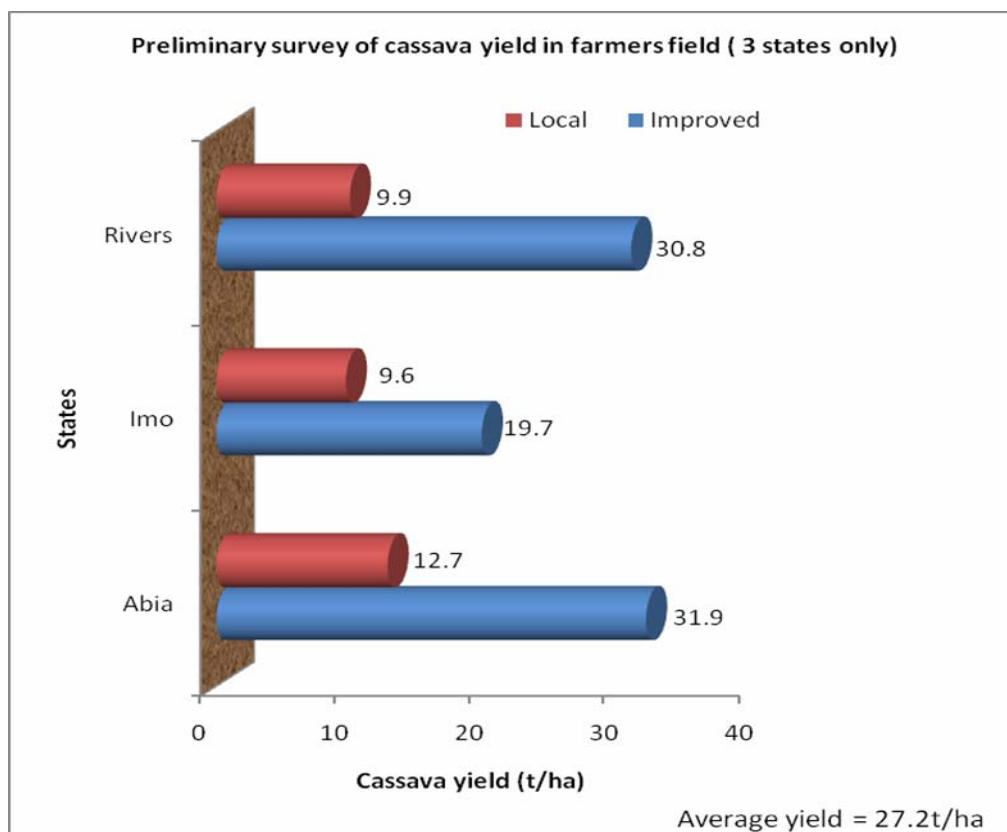


Figure 5: Result of preliminary yield survey in 3 States

IR 12.2.4: Clients using improved technologies

Table 12: Clients using improved technologies

State	MG	MPC	CMD Varieties	Total
Abia	1201	3418	49	4668
Akwa Ibom	55	-	42	97
Imo	-	49	16	65
Cross River	-	-	105	105
Bayelsa	292	8153	50	8495
Total	1548	11620	262	13430

The number of clients using the project’s improved technology decreased in the record from 20,548 to 11,430 (34%) over the last quarter. This is not the true picture of the trend but is attributed to the fact that some of the beneficiaries skipped keeping records of clients patronizing them, especially those asking for our improved varieties. All the same, in the fiscal year performances, we exceeded our target by 18% (74,633 to 87,898). A good development is the awareness and expanded demanded for CMD varieties. The sale cassava stems is gradually turning into a cottage enterprise.

IR 12.2.5: Number of technologies introduced

This is a count of how many agricultural technologies have been introduced, including equipment, machinery, practices, inputs (such as seeds) or methods used in the planting, cultivation, harvesting, sorting, processing/transforming, or packaging of agricultural commodities. Spread of post-and preharvest technologies introduced by the Project is a continuous activity.

In the outgoing year, FY08, our technologies moved up from 12 to 27. The technologies are listed in Table 13.

Table 13: Technologies introduced in Project area.

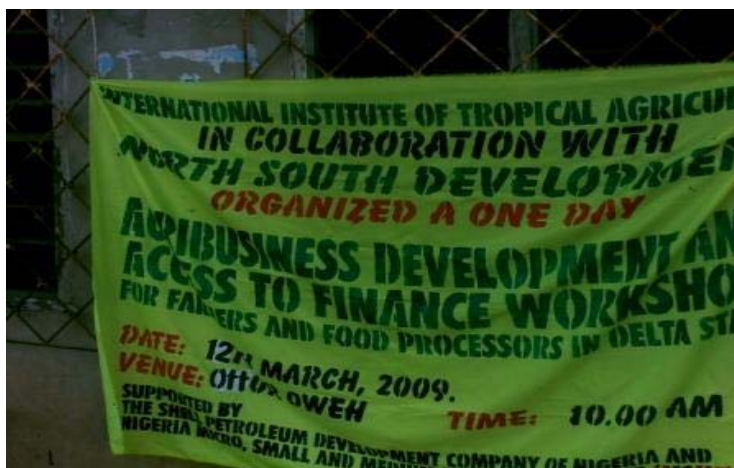
Improved technologies	Class of technology
Automated gari fryer	Postharvest
Cabinet dryer	Postharvest
Cassava chipper	Postharvest
Cassava peeler	Postharvest
Community fryer	Postharvest
Flash dryer	Postharvest
Food recipes	Postharvest
Grater	Postharvest
Miller	Postharvest
Mobile grater	Postharvest
MPC building design	Postharvest
Packaging of finished products	Postharvest
Pressers	Postharvest
Rotary dryer	Postharvest
Sanitation of processing center	Postharvest
Sealer	Postharvest
Sifter	Postharvest
Tunnel dryer	Postharvest
Backpack grass slasher	Agronomy
Cassava harvester	Agronomy
Cassava planter	Agronomy
Cassava variety	Agronomy
Chain saw	Agronomy
Herbicide	Agronomy
Power tiller	Agronomy
Stem cutter	Agronomy
Rapid multiplication	Agronomy

IR 12.3: Increased commercial viability of micro, small, and medium enterprises

IR 12.3.1: Enterprises benefiting from Business Development Services

Business Development Services (BDS) training includes product development, information and mobilization, advice on building construction, machinery installation, and enterprise trainings, and include business advice given to processors during visits. The trainings include starting a new Cassava Business, Enterprise Management, Book and Record Keeping and Marketing, Equipment and General Factory Maintenance and Hygiene, Product Diversification and Development and Peer Learning meetings.

During the year, 20 formal training workshops on agribusiness, access to credit and enterprise development, competitive cassava production techniques, cassava recipes development, and machine operation were conducted by CEDP in conjunction with North-South Development (NSD), a micro-credit and business development outfit. These trainings were in Bayelsa, Delta and Rivers States. (Ref. second quarter report)



Banner at strategic points announcing the event



Cross-section of participants at the training workshop



In this quarter 22 BDS trainings have been held for various beneficiaries, individuals, and groups. Seventeen processing centres were reactivated and made functional again and beneficiaries lectured on the importance of maintenance and sustainability. Their operators were also trained on machine operations, maintenance, and record keeping

Deleted: ¶

Our staff discussed the modalities of putting up cassava processing plants and establishing cassava farms using CMD improved varieties with 5 cooperative associations in Rivers State



IR 12.3.2: Sustainable Producer Associations

This is one of the indicators the Portfolio Review advised the Project to work on. The sustainable groups have been in existence and have variously partnered with us or/and our ADP counterparts. As at the middle of the year many of them were yet to meet some of the criteria to be classified as sustainable by definition. Since then, we have been making efforts to reactivate them and make them understand the gains of sustainability. This effort is yielding some results as many of the groups now meet regularly, keep minutes of their meetings, and pay their subscriptions and levies. Some have even gone to open bank accounts while others not hitherto registered have done so. The effort may be likely to continue even when we have met the project target.



Bank account books and Certificate of Registration



Registration book and Certificate of registration

Table 14. Sustainable Associations in Project States

State	Number of Sustainable Coops
Abia	87
Bayelsa	21
Cross River	19
Edo	19
Delta	16
Imo	1
Rivers	5
Total	168

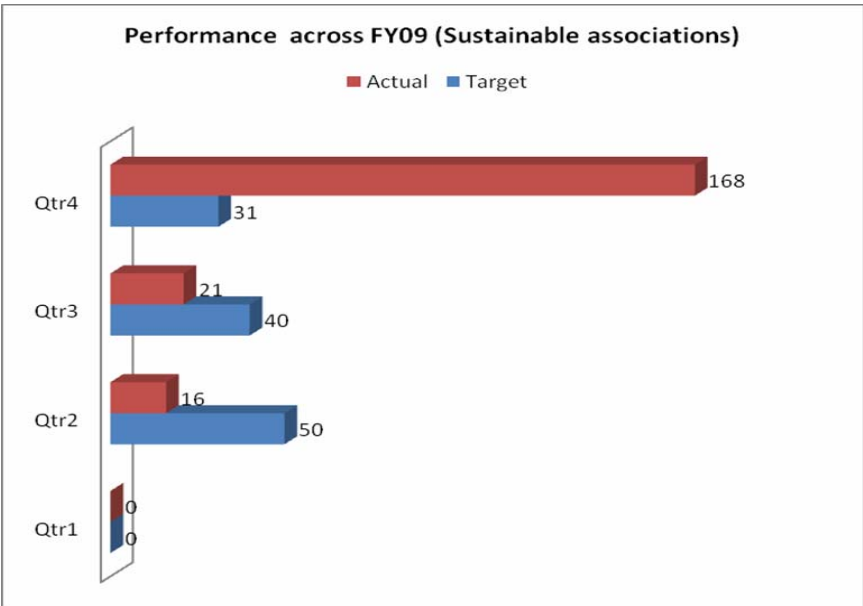


Figure 6a: Performance across the quarter

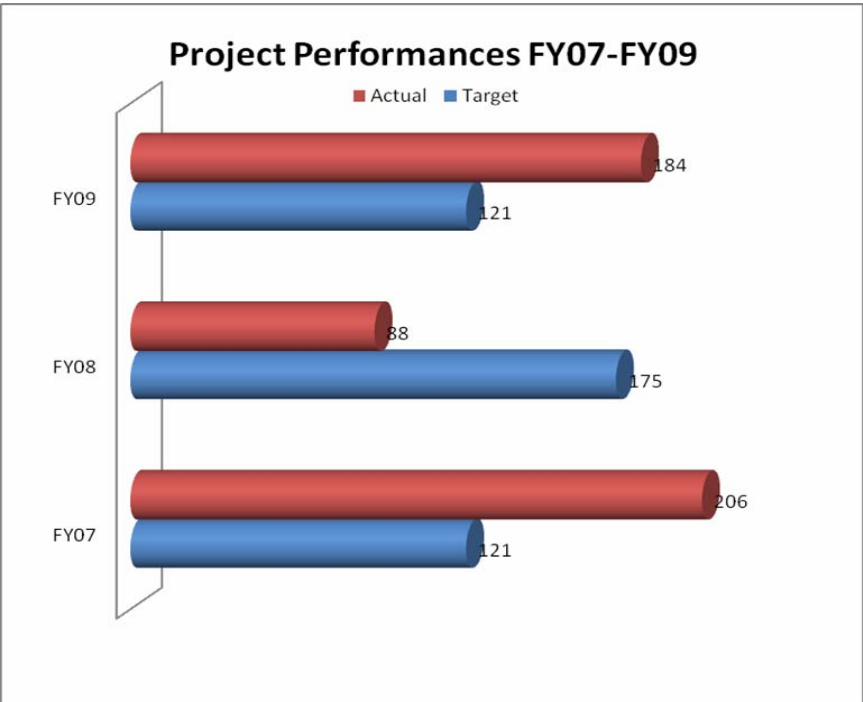


Figure 65b: Comparison of performance in Sustainable Producer Associations FY07, FY08, and FY09

III. Problems and Opportunities

The funding problem seems to be subsiding with fences mended with SPDC. The Project is now focusing on making up the shortfalls in indicators and targets. More staff have been recalled and others recruited and tasks specified, especially with the approval of a 3-month no-cost close-out extension from the donor. We are hopeful that most of our outstanding targets will be met.

- A team has been dispatched to take inventory of non-functional centers. The Project will endeavor to reactivate the faulty ones by December 2009. The Project will take this opportunity to further educate the beneficiaries on the importance of maintaining their centres and adhering to environmental hygiene as part of the exit strategy.
- During this farming season, a lot of CMD varieties are yielding handsome incomes and revenues to the beneficiaries. The Project is poised to capture all the information before the close.

IV. Success Stories

July – September 2009

- Godilogo Farms have repackaged their products – cassava *fufu*, *garri* and *fufu*. In the last quarter alone, they produced 81 tonnes of *gari*. This according to the Manager was not even enough for their local market. The demand for their *gari* is so high because of the shelf-life. It has a very low moisture content.



Bags designed for various products

- 100 Mobile Graters have been procured from SEDI, Enugu State, for distribution in October 2009. Another 85 are due for delivery before December 2009. These graters are branded with USAID/SPDC/IITA logos.



More Mobile Graters acquired for distribution to beneficiaries

- EGO FARMS was amongst the MPCs upgraded in Milestone 8. The proprietress diversified her products into *fufu*, starch, and plantain flour. She was packaging in nylon bags without labels. In the space of one month after resuscitation, she has come up with a good package.



Ego Farms, Rukpokw Rivers State improves packaging

- The CEDP Dissemination Workshop was held on 20 August 2009 at the Amber Hotel, Tinapa, Calabar, Cross River State. In attendance were nearly 70 participants who included government dignitaries, from the beneficiaries of the Project public and private sector, stakeholders, and partners. Also in attendance were the donors of the project, USAID and SPDC. (See below, for details of attendance). The Dissemination Workshop was jointly organized by the IITA and Nigeria MEMS.



Pictures: Cross –section of participants and exhibition stands.

October – December 2008

- Seven farmers in Umuahia, Abia State signified the availability of CMD improved cassava stems for sale to large scale farmers.

Jan – March 2009

Include information for this Quarter.

April – June 2009

- 15 processing centers that were inactive for the past 18 months were reactivated and upgraded in Bayelsa, Delta Rivers. States. Some of them have commenced production.
- The snowball impact of CEDP is spreading fast. Dr. (Mrs) Rosemary Ndimele (Ex-Commissioner in Abia State) in Amizi, Ikwuano LGA of Abia State, having seen products and the volume of activities from CEDP processing centers, requested assistance to set up one for the women of her community. She provided the building and most of the equipment. IITA provided a Patinio Grater and technical support.
- Elder Chigbu, the leader of one of our sustainable groups (Ihunanya Umunwogu Urata Rural Women's FMCS Osisioma Ngwa) attended TTT sessions on cassava production and processing in 2007 and 2008. Elder Chigbu working alone, has trained 50 members of this group on various cassava product developments including branded commercial starch.
- Also one of their members, Mr Clem Nwogu, emerged as the 2nd best farmer in an Abia State Farmers' Exhibition just concluded. According to Mr Clem "I have had contact with IITA for almost 5 years now. All my farms are planted with IITA varieties and my cassava roots are always wonderful. People go to my farms to steal my cassava roots and

stems and I feel happy when they do so. Next year I will make sure I will get the 1st position,” he enthused.



Mr. Clem Nwogu with his plaques of honour

V. Activities for the next quarter

More staff and consultants have been re-engaged and hired to make addressing the criticisms raised in the portfolio review. As stated earlier, this effort is yielding results as expressed by this report if it is compared with the previous quarters reports. Activities for the next quarter will include among others:

1. Continue work in upgrading and completing unfinished Processing Centers/Facilities.
2. As a matter of urgency, commission all the outstanding and completed processing centers especially the SMEs, so as to commence production.
3. Facilitate procurement and fabrication of postharvest equipment for MGEs, Intervention Centers, MPCs, and SMEs for partners who can afford to buy these machines.
4. Continue to encourage and link up our primary beneficiaries with the 10 officially released CMD resistant varieties including interested farmers and other partners in the CEDP States and even beyond.
5. Step-up the publicity of CEDP activities.
6. Conduct an impact assessment study in consultation with a wide range of stakeholders.
7. Adopt an exit strategy including soliciting funds for windup CEDP activities and develop a proposal to extend CEDP to the Middle-Belt region (Benue, Kogi, and Nasarawa States)

8. Follow up 1week Workshop on cassava products for animal feeding and provision of mobile graters, improved cultivars, and technical support to 85 poultry and cassava farmers from the 2009 NDDC Agric Training.
9. Close our exhibition and free training on cassava recipes, ***How to start a cassava production or processing business, introduction to markets and pest management*** to 120 women farmers in Rivers, Bayelsa and Delta to showcase products from top four centres per State with full media coverage in 2 national TVs and 2 national News papers.
10. Program Impact Assessment +Dissemination (Validation)
11. Production, launching and distribution of 3000 copies of Cassava Recipe Booklet.
12. Finally, write -up and submit a closing report

ANNEXES

Annex I

Income from various processing enterprises from July to September 2009

State	Community	Status	Group Name	July	August	September
Abia	Amaoji	MPC2	Idinaotu Women Group	0	0	1,260
Abia	Uhabiri Ossah	MPC2	Udochia women	0	750	0
Abia	Umuabali	MPC	Imebuogu Umuabali	1,900	2,380	2,315
Abia	Obinolu, Ngodo	MG	Ajala, Uzoamaka	3,050	3,040	0
Abia	Obinolu, Ngodo	MG2	Ajala, Uzoamaka	3,050	3,040	2,740
Abia	Ikot Ugo-Okopedi, Itumbazo	MG2	Isaiah Ndiyo Ise	3,150	0	0
Abia	Ogbodiukwu, Umuahia	MG	Sam Ohaka	3700	3750	0
Abia	Amaekpu	MG	Upkai Juliana	3860	4750	0
Abia	Ohiya	MPC	Chimezie Ohiya Multipurpose	4,220	6,040	7,040
Abia	Amairi, Umuoba	Mg	Francisca Nwaogu O. Godwin Cassava	12,650	13,150	0
Abia	Azueke Ndume	Mpc	Processing Center	12,900	24,380	16,523
Abia	Ajata, Ibeku	MG	Peter Ejekweoru	13,030	14,440	0
Abia	Ariam-Alala	MG	Lemmy Odoemela Dibugwu Women Coop.	15,550	16,550	7,900
Abia	Nchara-Oloko	MPC	Nchara	17,220	5,700	14,700
Abia	Owo Ahia-afor	MG	Ugoeze Rebecca Emelogu	18,750	18,450	6,900
Abia	Owo Ahia-afor	MPC2	Ugonne Farms Ltd	18,750	18,450	18,000
Abia	Osisioma	MPC	Ihunanya Umunwaogu Women	28,800	18,590	23,150
Abia	Amurie, Nkporo, O	MPC	Offra company Nig. Ltd	32,000	64,000	40,000
Abia	Umukabia Umuagbom	MPC	Mayphine Investment Limited	54,480	45,345	47,710
Abia	Ossa-Ukwu	MG	Elder Monday Chigbu	70,000	2000	10,000
Abia	Umuonyeara	MPC	Pano Foundation	97,500	97,500	46,500
Abia	Old Umuahia	SME	Aquada Development	128,950	135,920	119,000
Abia	Achara-Ihechiowa	SME	Mona's Bakery Kaka Confectionaries Mission	145,520	135,820	139,530
Abia	Umuahia	SME	Hill	145,650	215,550	212,500
Akwa Ibom		MG	Iquo Okon Masodi	4400	5100	6210
Akwa Ibom	Asong	MG	Patrick Udo	5400	7750	8200
Akwa Ibom	Urua Inyang	MG	E.Ifiokebong Itakiri Ikot Eyor [Ikot Eyo Farmers	6500	9800	10400
Akwa Ibom	Ikot Eyo	MPC	Multipurpose Co-operative Society	6705	6870	7245
Akwa Ibom	Ekit Itam 2	MG	Ini Ita Akpan Ikot Antia Afaha Obo [Ikot	7150	9200	10050
Akwa Ibom	Ikot Antia Afaha Obo	MPC	Antia Afaha Obo Women Association]	8000	9600	11100
Akwa Ibom	Mbiabiam	MG	Roseline Godwin Edem	8100	10640	11100
Akwa Ibom	Ibam Edet	MG	Gregory Pius Effiong	8700	11600	12100
Akwa	Afia	MG	Samuel Edet Ekpenyong	9300	10100	10800

Ibom						
Akwa						
Ibom	Obotim	MG	Ekaette Joe Benson	9600	10400	10900
			Ogu Itu [Ubon Ebo Multi - Purpose Co-Operative Society]			
Akwa	Ogu Itu	MPC		9700	10400	10700
Ibom						
Akwa		MG	Grace Etim Duncan	9170	9890	10200
Ibom						
Akwa	Afia Nsit Urua Nko	MPC	Afai Nsit Uduanko Women Multipurpose Co-Operative Society	10000	10600	11150
Akwa						
Ibom	Ikot Ekong	MPC	Ikot Ekong [Mfoiso Women Co - Operative Society]	10100	10600	11200
Akwa		MG	Elder Eka	9500	10100	11400
Ibom						
Akwa	Ndang Nsit	MG	Okon Edet Ibanga	10200	11300	11900
Akwa						
Ibom	Ikot Obio Nso	MPC	Ikot Obionso[Nka Ima Women Associationn]	10200	11510	11900
Akwa		MG	Princess Nkoyo Bassey	9700	10400	11140
Ibom						
Akwa	Aka Itam	MPC	Aka Itam[Heritage Care "First The Widow"	10500	11800	12070
Akwa		MG	Rev. Fr. Offiong	9910	10600	11000
Ibom						
Akwa	Nnung Ukim	MG	Gabriel .R. Udo	10600	11300	11700
Ibom						
Akwa	Okop Ndua Erong	MPC	Okop Ndua Erong [Okop Ndua Erong Farmers Co-Operative Society	10600	12880	13200
Akwa		MG	Mr. Edet .A. Offiong	9000	10800	11300
Ibom						
Akwa		MG	Eneanwan Ita	10700	11100	11400
Ibom	Nwaniba Road	MPC	Eniog Offot [Daughters Of Charity"Destitute Centre"	11300	14220	14700
Akwa						
Ibom	Awa Ntong	MPC	Awanton [Awanton Women Multipurpose Co-Opeartive]	11400	13700	14300
Akwa		MG	Namnsio Etop	11500	11700	12100
Ibom						
Akwa	Nnung Asang	MG	Reuben Nkenang	11820	12500	12870
Ibom						
Akwa		MG	Prince Enefiok	12900	12300	13240
Ibom						
Akwa	Okopedi	MPC	Okopedi [Okpedi-Okobo Cwo Multipurpose Co-Opeartive	12300	13540	13800
Akwa		MG	Nelson Akpan	10200	12600	12970
Ibom						
Akwa	Mbiaya	MPC	Mbiaya [Nka Uforo Iban Multipurpose Co-Operative	12700	12900	13200
Ibom						
Akwa	Ikot Eyo	MPC	Ikot Eyo[Ikot Eyo Farmers Multipurpose Co-Opeartive Society	12800	15500	16800
Akwa						
Ibom	Barracks Road End	MPC	Nnung Ekop [Nnung Ekop Multipurpose Co-Opeartive]	13000	14900	15600
Akwa	#6 Phenson Street,					
Ibom	Abak Road Housing	SME	Safe Food Nig. Ltd[Intervention Centre]	78800	81500	86700
Akwa						
Ibom	Ikot Etukudo	SME	Widows Mite Intergrated Fact	85900	87000	88300
Anambra	Nteje	MG	Nteje Women Union Nteje	1880	27500	24500

Anambra	Aguluezechukwu	MPC	Economic Empowerment Project	11820	8975	7525
Anambra	Umunze	MPC	Federal Technical College Pada farmers multipurpose	15300	20900	19500
Bayelsa	Alagoa-Tereke	MPC	coop. society Ltd	7700	8700	3500
Bayelsa	Yenaka	MG	Abeki's Ogbodianimovu	9800	17600	13200
Bayelsa	Okubie	MPC	Ebimini ogbo	10200	13500	8700
Bayelsa	Akaba	MG	Charles Sakwe	10200	17800	13200
Bayelsa	Ogu	AC	Oyi Patrick	10700	17600	12800
Bayelsa	Ekowe	MG	Meeting Kemebigha farmers coop.	11900	18700	19000
Bayelsa	Nedugo-Agbia	MPC	society Ltd	12000	11200	5100
Bayelsa	Ikebiri	MG	Hitler	12000	15400	9800
Bayelsa	Oporoma	AC	Daniel Enterprise	12000	26500	14300
Bayelsa	Emete	MG	Blessing Anyama farmers	12300	21000	18700
Bayelsa	Anyama	MPC	coop.society Ltd	13200	14400	11200
Bayelsa	Famgbe	MG	Orodo	13200	15400	12600
Bayelsa	Ayakoroma	MG	Yougha Seimokumo	13200	29000	24100
Bayelsa	Amassoma	MG	Ebi Youth	13500	20100	17600
Bayelsa	Azikoro	MPC	Ovievie farmers coop. society Ltd	13800	15600	10050
Bayelsa	Emeyal 11	AC	Fubara Igbo	14300	15600	10900
Bayelsa	Epebu	MG	Bestman	15400	20800	18900
Bayelsa	Odoni	MG	Odoni Youths	15400	23100	17600
Bayelsa	Toru-orua	AC	Tamarankuro Fielade	15400	23900	19800
Bayelsa	Igeibiri	MG	Doufe Group	15400	35400	40200
Bayelsa	Orubiri	AC	Hamlet Enterprise	16500	34100	27500
Bayelsa	Obunagha	MG	Okoko S	17000	21300	18900
Bayelsa	Olugbobiri	MG	Kilos Multipurpose Coop. Society	17600	27100	10900
Bayelsa	Ebedebiri	AC	Dogo Akemiefa	17900	25600	21800
Bayelsa	Agudama	AC	Nimi Eli	18700	18000	13200
Bayelsa	Yenaka	MPC	Private	19800	24100	15300
Bayelsa	Bumoundi-gbene	MG	Bolouwenimo-ogbo	19800	24500	20000
Bayelsa	Yiba-ama	AC	Benson Iniekemi	19800	35400	23100
Bayelsa	Isoni	AC	Ebi Enterprise	20800	46700	28700
Bayelsa	ukubie	MG	Tarilatei-Ogbo	20900	25100	13100
Bayelsa	Angiama	MG	Abili	20900	25100	13100
Bayelsa	Elemebiri	MPC	Ebiakpo farmers coop.society Ltd	21000	27600	17200
Bayelsa	Ikibiri	MG	Deide micro processing Centre	23100	28700	20900
Bayelsa	Obogoro	MPC	Ogbo-esuevie casava farmers association	23400	25500	10900
Bayelsa	Egbopuloama	MG	Greater Evangelism Worlgr Crusade Farmers coop.	24700	101800	76400
Bayelsa	Yenegwe	MPC	KGA Agro services company ltd	26100	19800	11000

Bayelsa	Kassama	MG	Azama Youth Progressive Union	28700	47800	30100
Bayelsa	Otuan	MG	Powe Victory Blessed women	28900	40800	24500
Bayelsa	Biseni	MPC	multipurpose Coop. Soc.Ltd	29400	26500	13700
Bayelsa	Edepie	AC	Agric	30100	19800	45300
Bayelsa	Otuasega	AC	Walson Smart	34200	57800	33000
Bayelsa	Tungbo	AC	Ayakeme Wiskey The Adausi group (Sagbama) farmers cooperative soceity Ltd	36000	36800	39100
Bayelsa	Sagbama	MPC	cooperative soceity Ltd	36500	39300	23200
Bayelsa	Azama	AC	Ayibabie Odibura	40100	55400	38900
Bayelsa	Akkeddei	AC	Bozimo Sunday Abai-ayari(Elebele) farmers coop.soc.	48200	90000	66200
Bayelsa	Elebele	MPC	coop.soc.	50200	61100	35400
Bayelsa	Odi	MPC	Private	60100	56500	22300
Bayelsa	Ossiama	AC	Aladei Multi purpose Coop.	66200	104600	48200
Bayelsa	Elebele	SME	Izon-ebi Foods Josy Ingtegrated Agro-Farm LTD	975000	1250000	1150000
Bayelsa	Otuogwe II	SME	LTD	1120000	2540000	3140000
Cross River	Ugep	MG	Koton Obeten	3100	5200	6100
Cross River	Anong	MG	Johnathan Ngwu	4500	4800	5200
Cross River	Okoyong	MG	Mrs. Akong Ayama	4500	5300	5500
Cross River	Agbara	MG	Egbe Edogi	4510	4200	6000
Cross River	Aparavuni	MG	Mr.Ekpeyong	5100	4760	6000
Cross River	Ekureku	MG	Ikson Ejemot	5100	5900	6400
Cross River	Mbube	MG	Mrs Maria	5200	5800	6200
Cross River	Itigidi	MG	Joseph Ebei	5900	6500	5200
Cross River	Oban	MG	Innocent Ntuyong	6000	6000	6500
Cross River	Ukpah	MPC	Abualeku Women Multi-purpose Association Nsofang Women Multi-purpose co-operative	6000	6200	6300
Cross River		MPC	Idioka Iyamoyong cassava producers	7500	6300	6500
Cross River	Iyamoyong	MPC	Okurikang Women Multi-purpose co-operative	7000	6500	8525
Cross River	Okurikang	MPC	Kanyang Women Multi-purpose co-operative	7100	6250	3800
Cross River	Kanyang	MPC	Kanyang Women Multi-purpose co-operative	7200	7000	6250
Cross River	Bamba	MPC	Bamba Women Association	7250	7500	8200
Cross River	Ugep	MPC	Ntabe Farms/Keton Obeten	7800	8100	0
Cross River	Okuni	MPC	Kesimekpa Cassava co-	8500	8200	8300

River			operative Society			
Cross River	Ijegu	SME	JISMAC	1956000	1958920	2120000
Cross River	Beebi	SME	GODILOGO Farms	2167200	2460000	1837600
Delta	Otor-Iyede	MPC	Ewoma Iyede Women's Farmers Coop. Soc	0	8300	13200
Delta	Nsukwa 1	AC	Lucky Agbama	1800	2300	1600
Delta	Oleh	MG	Efih Frederick	1800	2680	1400
Delta	Ozoro	MG	Joseph Ado	3500	4500	4100
Delta	Nsukwa 2	AC	Soka Ufor	4000	5400	3500
Delta	Emede	MG	Martha Akelemor	4000	5500	3000
Delta	Ogwash-uku	MG	Venatus Arinze	5000	6000	4000
Delta	Bomadi	MPC	Meiyekeremogbo Erebo Assoc	5200	6100	8300
Delta	Ughotan	AC	Mr. Pupu	6000	5800	4000
Delta	Edjeraka	MPC	Jesse Farmers CAMS	6500	9000	6400
Delta	Kwale	MG	Peter Evohemo	7000	6500	4700
Delta	Issele-uku	MG	Justus Kachikwu	7000	8600	5500
Delta	Sanubi	MPC	Mathew Ajukonemu	7000	8600	5000
Delta	Owhelogbo	AC	Mrs Imido	7000	9600	6500
Delta	Oleh	MG	David Edegbo	7200	8500	3600
Delta	Ovwodokpokpo	AC	Mrs Ogbaisi	8000	8700	5000
Delta	Ibusa	MG	Mrs Osaje Ngozi	8000	10000	12000
Delta	Orie village	MG	Grace Egbeme	8120	3200	3100
Delta	Kwale	AC	Albert Uzo	8500	10500	7000
Delta	Ibusa	MG	Anne Ehikwe	10000	12000	9000
Delta	Obetim-uno	MPC	Otu onye Lu Olie Coop. Society	15000	17500	10700
Delta	Okwabude	AC	Joseph Idogho	21500	19000	22400
Delta	Agbarho,	MG	Pleasure Amneruvore	22960	15670	18500
Delta	Adhekerieda Village	AC	Ibru	23000	21500	18600
Delta	Imode	AC	Duke Ayero	32000	35000	29000
Delta	Otor-owhe	MPC	Moses Initerai	35700	20140	20000
Delta	Ewhreni	MG	Samuel Ogbare	60000	70200	52200
Delta	Sapele*	MPC	Mrs Kogoro	87000	123000	90000
Delta	Ewu	AC	Emake Farms, Ewu*	126000	145000	130000
Delta	Abraka	MPC	Cross Victory Industries	127500	129000	90000
Delta	Aniogor-ejeme	MPC	John Tudy Farms	171000	89000	66000
Delta	Sapele	SME	Samexvine, Sapele	510000	467500	670000
Ebonyi	Amike-Izhia	MPC		6	125	43750
Ebonyi	Owutu	MPC		7.5	420	147000
Ebonyi	Egwegwo	MG	Ngbo West NEPAD Youths/Emenike Alagba(08064092653)	4820	0	0
Ebonyi	Umuogudu Akpu	MG	NEPAD Youths (Umuogudu Akpu)	5400	2050	0
Edo	Idumoniha	AC	Idumoniha MPP6	1375	1750	875

Edo		MG	Nigerian Conservation Foundation	6250	5250	4875
Edo		MG	Nigerian Conservation Foundation	7500	5625	5125
Edo		MG	Nigerian Conservation Foundation	9500	11375	7000
Edo	Evbiamen	AC	Evbiamen MPP6	9750	11250	8500
Edo	Ivbianeke	AC	Ivbianeke MPP6	10750	11250	7750
Edo	Ughotan	AC	Nigerian Conservation Found. group	10875	12500	9375
Edo	Ikobi Village	AC	Billi Ehigie Mill	12125	16500	10000
Edo		MG	Nigerian Conservation Foundation	12500	12125	9500
Edo	Udochie	AC	Udochie MPP6	12500	14875	10875
Edo		MG	Nigerian Conservation Foundation	13625	15625	10875
Edo	Ugo Village	AC	David Enabulele Mill	14000	16250	13500
Edo	Idumoza	AC	Idumoza MPP6	14875	17000	12500
Edo		MG	Nigerian Conservation Foundation	15000	14750	11250
Edo	Iguikpe	AC	Iguikpe MPP6	15000	16750	14625
Edo	Igboekpen	AC	Skyline Multipurpose Co-op. Soc	15625	13750	10875
Edo	Igbei Village	MG	Imhomoh Mustafa	15750	17500	13750
Edo	Ekewan	AC	Group	16375	17500	15375
Edo	Ekiador	AC	Osagie Farms Mill	16625	20625	12500
Edo	Ebuleken-Ivbiaro	MG	Jabiru Braimah	16750	21875	15000
Edo	Ofunwengbe Village	MG	Maria Enoma (Mrs)	17000	23500	15750
Edo	Ekpon	AC	Ekpon MPP6	17500	15625	13750
Edo	Evbonogbon	AC	Nigerian Conservation Foundation	17875	16250	13500
Edo	Evbuodia	AC	Evbuodia MPP6	18750	17250	15000
Edo	Nsegu Village	MG	Munim Mohammed	19250	25125	21500
Edo	Ogute Village	MG	Napoleon Akhadelor	19625	22500	21625
Edo	Iddato Village	MG	Aliu Braimah Ikharo	21125	17500	19000
Edo	Umoghun-Zuagbor	AC	Nigerian Conservation Foundation	21875	22500	18250
Edo	Aviele Village	MG	Sambo Halimat	24750	20625	15875
Edo	Iyanmo Village	MG	Musah Aighufue	31375	28750	17750
Edo	Iguelaba	MPC	Faco-Franz Ltd (F.O. Aghayere)	127500	186000	93000
Edo	Ekpoma	MPC	Idea Cassava Mill	225000	274500	135000
Edo	Fugar	MPC	Frantina Cassava Products	870000	756000	648000
Edo	Edo	SME	Vessa Cassava International Ltd	8700000	7560000	6480000
Enugu	OBIMO	MPC	Obimo Ikwoka Multip Coop	3660	5413	9160
Enugu		MPC	Gonnic Farm	8500	10500	11600
Enugu	ADANI	MPC	Ezienyi	12120	16600	24000
Enugu	ADANI	SME	Ugomentus Farm	50000	25000	25000
Rivers	Onne	MG	Mr. Sunday Akpan	810	2250	1850

Rivers	Omokwa	MPC	Omokwa golden Farm	3800	7050	7800
Rivers	Kaani 1	MG	chief C. O Agara	4800	5580	3650
Rivers	Izodo	MG	Izodo Youth Association	5250	4750	8500
Rivers	Umumndele-Isu	MG	Chief N. U Njoku	6750	5600	5260
Rivers	Kegbara Dere	MG	Mr. birabil Saturday Gbankporo Cooperative Association	7800	8900	6250
Rivers	Ban-Ogoi	MPC		7800	14500	6250
Rivers	Kwaawa	MG	Pastor Bagbe Ikwerre Youth Farmers Association	8650	6500	7200
Rivers	Ogbodo-Isiokpo	MG		8900	7800	8500
Rivers	Umuechem	MG	Mr. Kenneth Uchendu	9250	6200	4700
Rivers	kegbara Dere	MG	Ogoni Youth Farmers Floxy Cassava Intervention	10550	8750	8500
Rivers	Onne	AC	Centre	12950	14750	13650
Rivers	Ofeh	MG	Ofeh Youth Association	14200	18250	10500
Rivers	Umuogba umumokpurukpu-	MG	Omuma Green Youth	14500	13700	12200
Rivers	Eberi	AC	Chief Mathew Okeiyi	20000	20800	29000
Rivers	Onne	AC	Mr. Nwinee Samuel	27120	27870	25950
Rivers	Rukpoku	MPC	Mrs. E. Emiri	90000	90000	180000
Rivers	Ahoada	SME	Rosy Endeavours Ltd. Kporaks Cooperative	101000	95500	120000
Rivers	Kpite	MPC	farmers	235000	218000	149000

Annex II

Number of persons employed for the quarter July – September 2009

State	Community	Status	Group Name	Male	Female
Abia	Ajata, Ibeku	MG	Peter Ejekweoru	1	0
Abia	Ikot Ugo-Okopedi,				
Abia	Itumbazo	MG	Isaiah Ndiyo Ise	1	0
Abia	Uhabiri Ossah	MPC	Udochia women	1	0
Abia	Amaoji	MPC	Idinaotu Women Group	1	0
Abia	Ossa-Ukwu	MG	Elder Monday Chigbu	2	0
Abia	Amairi, Umuoba	MG	Francisca Nwaogu	2	0
Abia	Amaekpu	MG	Upkai Juliana	2	0
Abia	Ogbodiukwu,				
Abia	Umuahia	MG	Sam Ohaka	2	0
Abia	Ariam-Alala	MG	Lemmy Odoemela	3	0
Abia	Obinolu, Ngodo	MG	Ajala, Uzoamaka	3	0
Abia	Umuabali	MPC	Imebuogu Umuabali Ihunanya	3	0
Abia	Osisioma	MPC	Umunwaogu Women	3	0
Abia	Ohiya	MPC	Chimezie Ohiya Multipurpose	3	0
Abia	Azueke Ndume	MPC	O. GODWIN Cassava Processing Center	3	0
Abia	Owo Ahia-afor	MPC	Ugonne Farms Ltd	3	0
Abia	Umukabia		MAYPHINE INVESTMENT		
Abia	Umuagbom	MPC	LIMITED	3	3
Abia	Umuonyeara	MPC	Pano Foundation	3	12
Abia	Amurie, Nkporo, O	MPC	Offra company Nig. Ltd	5	0
Abia	Nchara-Oloko	MPC	Dibugwu Women Coop. Nchara	6	0
Abia	Achara-Ihechiowa	SME	MONA'S BAKERY	48	12
Ebonyi	Ebia Umuhu	MG	Ebia Umuhu Youth Assoc (c/o Ebonyi ADP)	1	1
Ebonyi	Ndiegwu	MG	Ndiegwu Youth Asso (c/o Ebonyi ADP)	1	1
Ebonyi	Mgbom	MG	Mgbom Youth group (c/o Ebonyi ADP)	1	1
Ebonyi	Ogwu Uburu	MG	Umungwoke Youth group (c/o Ebonyi ADP)	1	1
Ebonyi	Amanna	MG	Amanna Ezza Youth group (c/o Ebonyi ADP)	1	1
Ebonyi	Umuogudu Akpu	MG	NEPAD Youths (Umuogudu Akpu)	1	1
Ebonyi	Egwegwo	MG	Ngbo West NEPAD	1	1

Ebonyi	Ndaburuebenyi	MG	Youths/Emenike Alagba(08064092653) Ngbo West NEPAD Youths/Emenike Alagba (08064092653) Ngbo West NEPAD Youths/Emenike Alagba (08064092653)	1	1
Ebonyi	Ndaburuebenyi	MG	Ikwo Central NEPAD Youths/Rev. Paul Nwigbo (08063752690)	1	1
Ebonyi	Onuebonyi	MG	Ohakwu NEPAD Youths/Elder Philip Odono Amoha NEPAD Youths/Rev. Simon Nwaorie (08057958219)	1	1
Ebonyi	Ezillo	MG	Ndiagu Aleke NEPAD Youth/Rev. John Divine Ede (08059009669)	1	1
Ebonyi	Ndiagu Aleke	MG	NEPAD Youth 1/Rev. Onwe (08057156386)	1	1
Ebonyi	Ngbo Court Area	MG	NEPAD Youth 2/Rev. Onwe (08057156386)	1	1
Ebonyi	Ngbo Court Area	MG	The ezienyi farmer's mpc	1	1
Enugu	Adani	IC	Ugomentus Obimo Ikwoka Multipurpose Famer Coop	6	0
Enugu	Adani	SME	St.Micheal farm cassava processing unit	9	9
Enugu	obimo	MPC	E.Ifiokebong Itakiri Roseline Godwin Edem	3	0
Enugu	Ndeaboh	AC	Gabriel .R. Udo	3	0
Akwa Ibom	Urua Inyang	MG	Ini Ita Akpan	3	0
Akwa Ibom	Mbiabiam	MG	Patrick Udo Samuel Edet	0	3
Akwa Ibom	Nnung Ukim	MG	Ekpenyong	3	0
Akwa Ibom	Ekit Itam 2	MG	Ekaette Joe Benson	3	0
Akwa Ibom	Asong	MG	Reuben Nkenang	3	0
Akwa Ibom	Afia	MG	Gregory Pius Effiong	3	0
Akwa Ibom	Obotim	MG	Okon Edet Ibanga	3	0
Akwa Ibom	Nnung Asang	MG	Iquo Okon Masodi	3	0
Akwa Ibom	Ibam Edet	MG	Rev. Fr. Offiong	0	3
Akwa Ibom	Ndang Nsit	MG		3	0
Akwa Ibom		MG		0	3
Akwa Ibom		MG		3	0

Akwa Ibom		MG	Elder Eka	0	3
Akwa Ibom		MG	Nelson Akpan	3	0
Akwa Ibom		MG	Princess Nkoyo		
Akwa Ibom		MG	Bassey	0	3
Akwa Ibom		MG	Mr. Edet .A. Offiong	3	0
Akwa Ibom		MG	Grace Etim Duncan	0	3
Akwa Ibom		MG	Namnso Etop	3	0
Akwa Ibom		MG	Prince Enefiok	3	0
Akwa Ibom		MG	Eneanwan Ita	0	3
Akwa Ibom				39	21
Akwa Ibom					
Akwa Ibom	Ikot Eyo	MPC	Ikot Eyo [Ikot Eyo Farmers Multipurpose Co-operative Society	3	6
Akwa Ibom	Ikot Obio Nso	MPC	Ikot Obionso [Nka Ima Women Association]	3	6
Akwa Ibom	Ogu Itu	MPC	Ogu Itu [Ubon Ebo Multi - Purpose Co-Operative Society]	3	6
Akwa Ibom	Okop Ndua Erong	MPC	Okop Ndua Erong [Okop Ndua Erong Farmers Co-Operative Society	3	6
Akwa Ibom	Afai Nsit Urua Nko	MPC	Afai Nsit Uduanko Women Multipurpose Co-operative Society	3	6
Akwa Ibom	Nwaniba Road	MPC	Eniog Offot [Daughters of Charity "Destitute Centre"	3	6
Akwa Ibom	Aka Itam	MPC	Aka Itam [Heritage Care "First The Widow"	3	6
Akwa Ibom	Mbiaya	MPC	Mbiaya [Nka Uforo Iban Multipurpose Co-operative	3	6
Akwa Ibom	Okopedi	MPC	Okopedi [Okpedi-Okobo CWO Multipurpose Co-operative	3	6
Akwa Ibom	Ikot Antia Afaha Obo	MPC	Ikot Antia Afaha Obo [Ikot Antia Afaha Obo Women Association]	3	6
Akwa Ibom	Awa Ntong	MPC	Awanton [Awanton Women Multipurpose Co-operative]	3	6
Akwa Ibom	Barracks Road End	MPC	Nnung Ekop [Nnung Ekop Multipurpose Co-operative]	3	6
Akwa Ibom	Itak Ikot Udo	MPC	Itak Ikot Udo [Itak Ikot Udo Women Development	36	72

			Association		
Akwa Ibom	Ikot Ikpene	MPC	Ikot Ikpene [Ikot Ikpene Women Association]		
Akwa Ibom	Ikot Eyo	MPC	Ikot Eyo [Ikot Eyo Farmers Multipurpose Co-operative Society]		
Akwa Ibom	Mbak Obio Atai	MPC			
Akwa Ibom	Abat	MPC	Abat [Onna Women {CPD} Multi Purpose Co - operative]	1	2
Akwa Ibom	Ikot Ekong	MPC	Ikot Ekong [Mfoiso Women Co - Operative Society]	3	6
Akwa Ibom	IKOT ETUKUDO #6 Phenson Street, Abak	SME	Integrated Fact	15	36
Akwa Ibom	Road Housing	SME	Safe Food Nig. Ltd [Intervention Centre]	24	6
Bayelsa	Agudama	AC	Nimi Eli	0	3
Bayelsa	Ayakoroma	MG	Yougha Seimokumo	0	3
Bayelsa	Otuokpoti	MPC	Cassava crop devt (Otuokpoti) farmers coop.soc.Ltd	0	3
Bayelsa	Yenaka	MG	Abeki's		
Bayelsa	Tungbo	MPC	Ogbodianimovu	0	6
Bayelsa	Bumoundi-gbene	MG	Ayakeme Wiskey	0	9
Bayelsa	Yenegwe	MPC	Bolouwenimo-ogbo	0	24
Bayelsa	Otuasega	AC	KGA Agro services company Ltd	2	0
Bayelsa	Emeyal 11	AC	Walson Smart	3	0
Bayelsa	Ogu	AC	Fubara Igbo	3	0
Bayelsa	Ebedebiri	AC	Oyi Patrick	3	0
Bayelsa	Toru-orua	AC	Dogo Akemiefia	3	0
Bayelsa	Orubiri	AC	Tamarankuro Fielade	3	0
Bayelsa	Azama	AC	Hamlet Enterprise	3	0
Bayelsa	Oporoma	AC	Ayibabie Odibura	3	0
Bayelsa	Akkeddei	AC	Daniel Enterprise	3	0
Bayelsa	Olugbobiri	MG	Bozimo Sunday kilos multipurpose coop. society	3	0
Bayelsa	Igeibiri	MG	Doufe Group	3	0
Bayelsa	Angiama	MG	Abili	3	0
Bayelsa	Obunagha	MG	Okoko S	3	0
Bayelsa	Famgbe	MG	Orodo	3	0
Bayelsa	Sagbama	MPC	The Adausi group (Sagbama) farmers coop. soc. Ltd	3	0
Bayelsa	Obogoro	MPC	Ogbo-esuevie casava farmers association	3	0
Bayelsa	Brass	MPC	Brass farmers Coop.Society Ltd	3	0

Bayelsa	Ossiama	AC	Aladei Multi purpose Coop.	3	3
Bayelsa	Nedugo-Agbia	MPC	Kemebigha farmers coop. society Ltd	3	3
Bayelsa	Elebele	SME	Izon-ebi	3	3
Bayelsa	Okubie	MPC	Ebimini ogbo	3	6
Bayelsa	Edepie	AC	Agric.	3	9
Bayelsa	Elebele	MPC	Abai-ayari (Elebele) farmers coop.soc.	3	9
Bayelsa	Yiba-ama	AC	Godgift Akirigbo	6	0
Bayelsa	Isoni	AC	Ebi Enterprise	6	0
Bayelsa	Ikibiri	MG	Deide micro - processing Centre	6	0
Bayelsa	ukubie	MG	Tarilatei-Ogbo	9	12
Bayelsa	Emeyal II	SME (IC)	Eteioke Nig.Ent. Greater Evangelism Worlg Crusade	9	30
Bayelsa	Egbopuloama	MG	Farmers coop. Josy Integrated Agro- Farm Ltd	12	24
Bayelsa	Otuogwe II	SME		15	12
Delta	Ibusa	MG	Mrs Osaje Ngozi	0	2
Delta	Ibusa	MG	Anne Ehikwe	0	2
Delta	Emede	MG	Martha Akelemor1	0	4
Delta	Orie village	MG	Grace Egbeme	3	0
Delta	Kwale	MG	Peter Evohemo	3	0
Delta	Issele- nkpitime	MG	Mrs Azu	3	0
Delta	Issee-uku	MG	Justus Kachikwu	3	0
Delta	Patani	MG	Esther Izonfade	3	0
Delta	Oleh	MG	Efih Frederick	3	0
Delta	Oleh	MG	David Edegbo	3	0
Delta	Ogwash-uku	MG	Venatus Arinze	6	0
Delta	Ozoro	MG	Joseph Ado	6	0
Delta	Ewhreni	MG	Samuel Ogbare	6	0
Delta	Agbarho, Ofunwengbe Village	MG	Pleasure Amneruvore	6	2
Edo		MG	Maria Enoma (Mrs)	0	3
Edo		AC		0	15
Edo		AC		0	15
Edo		AC		0	15
Edo		AC		0	15
Edo		MG		0	15
Edo	Ekpoma	MPC	Idea Cassava Mill	1	3
Edo	Ikobi Village	AC	Billi Ehigie Mill	3	0
Edo	Ugo Village	AC	David Enabulele Mill	3	0
Edo		AC	Idumoza MPP6	3	0
Edo	Igbei Village	MG	Imhomoh Mustafa	3	0
Edo	Ebuleken-lvbiaro	MG	Jabiru Braimah	3	3
Edo	Ogute Village	MG	Napoleon Akhadelor	3	3

Edo		AC	Idumoniha MPP6	3	6
Edo	WARRAKE	MPC	Aroaye Co-operative Society	3	6
Edo		MG		3	12
Edo	Iddato Village	MG	Aliu Braimah Ikharo	5	1
Edo		AC	Udochie MPP6	6	0
Edo		AC	Iguikpe MPP6	6	0
Edo	Iyanmo Village	MG	Musah Aighufue	6	0
Edo	Aviele Village	MG	Sambo Halimat	6	0
Edo	Evbiamen	AC	Evbiamen MPP6	6	3
Edo		AC	Evbuodia MPP6	6	3
Edo		AC	Ekpon MPP6	6	9
Edo	Ekiadolor	AC	Osagie Farms Mill	9	0
Edo	Nsegu Village	MG	Munim Mohammed Skyline Multipurpose Co-operative Society	9	0
Edo	Igboekpen	AC	(Elder Mene)	9	3
Edo		AC	Ivbianeke MPP6	9	6
Edo	Fugar	MPC	Frantina Cassava Products	12	78
Edo	Benin-City	MPC	OSASIMP Global Investment Ltd	15	6
Edo	Iguelaba	MPC	Faco-Franz Ltd (F.O. Aghayere)	18	12
Edo	Oghoghobi	MPC	Integrated and Agro-Allied Enterprise	18	15
Edo	Edo	SME	Vessa Cassava International Ltd.	303	297
Cross River	Aparavuni	MG	Mr.Ekpeyong	2	0
Cross River	Ugep	MG	Koton Obeten	2	0
Cross River	Agbara	MG	Egbe Edogi	2	0
Cross River	Anong	MG	Johnathan Ngwu	2	0
Cross River	Itigidi	MG	Joseph Ebei	2	0
Cross River	Okoyong	MG	Mrs. Akong Ayama	2	0
Cross River	Iyamoyong	MPC	Idioka Iyamoyong Cassava Producers	2	0
Cross River	Ukpah	MPC	Abualeku Women Multi-purpose Association	2	0
Cross River	Kanyang	MPC	Kanyang Women Multi-purpose co-operative	2	0
Cross River	Ekureku	MG	Ikonson Ejemot	2	2
Cross River	Oban	MG	Innocent Ntuyong	2	2
Cross River	Bamba	MPC	Bamba Women Association	2	2
Cross River	Ebbaken-Boje	MPC	Ebbaken Women Multi-purpose co-operative	2	2
Cross River	Okpoma	MPC	Okpoma Women co-operative	2	2

Cross River	Okurikang	MPC	Okurikang Women Multi-purpose co-operative	2	4
Cross River	Beebi	SME	GODILOGO Farms	10	12
Cross River	Obubra	SME	Miragate	14	28
Cross River	Ehom	MPC	Ehom Farmers	16	12
Cross River	Mbube	MG	Mrs Maria	18	4
Cross River		SME	Okpodu	24	40
Rivers	Isu	IC	Chief S. A. Amadi	2	5
Rivers	Onne	IC	Mr. Nwinee Samuel	3	0
Rivers	Umuogba	MG	Omuma Green Youth Ofeh Youth Association	3	0
Rivers	Ofeh	MG	Association	3	0
Rivers	Onne	MG	Mr. Sunday Akpan	3	0
Rivers	Kaani 1	MG	Chief C. O Agara	3	0
Rivers	kegbara dere	MG	Mr. birabil Saturday Izodo Youth Association	3	0
Rivers	Izodo	MG	Association	3	3
Rivers	kegbara Dere	MG	Ogoni Youth Farmers	3	3
Rivers	Kwaawa	MG	Pastor Bagbe	3	3
Rivers	Omokwa	MPC	Omokwa golden Farm Gbankporo Cooperative Farmes Association	3	3
Rivers	Ban-Ogoi umumokpurukpu-Eberi	MPC	Association	3	6
Rivers	Eberi	IC	Chief Mathew Okeiyi	3	9
Rivers	Umuechem	MG	Mr. Kenneth Uchendu Ikwerre Youth Farmers Association	6	0
Rivers	Ogbodo-Isiokpo	MG	Association	6	0
Rivers	Umumndele-Isu	MG	Chief N. U Njoku Floxy Cassava Intervention Centre	6	3
Rivers	Onne	IC	Intervention Centre	6	3
Rivers	Rukpoku	MPC	Mrs. E. Emiri	6	15
Rivers	Ahoada	SME	Rosy Endeavours Ltd. Kporaks Cooperative farmers	8	22
Rivers	Kpite	MPC	farmers	21	43
Rivers	Ndoni	MG	Mrs. Okeya	42	9

Annex III

Number of clients patronising the Enterprises

State	LGA	Community	Status	No. of Clients		
				July	August	September
Abia	Ikuwano	Ariam-Alala	MG	64	103	85
Abia	Isiala Ngwa S	Mgbokonta	MG	14	13	0
Abia	Obingwa	Ossa-Ukwu	MG	49	41	29
Abia	Obingwa	Owo Ahia-afor	MG	18	215	16

Abia	Umunneochi	Obinolu, Ngodo	MG	9	12	5
Abia	Isiala Ngwa South	Amairi, Umuoba	MG	76	121	102
Abia	Isiukwuato	Umudiya, Amaeke Ovim	MG	27	26	8
Abia	Umunneochi	Umumeze Amuda, Isuochi	MG	221	161	
Abia	Bende	Ikot Ugo-Okopedi, Itumbazo	MG	48	123	59
Abia	Ohafia	Amaekpu	MG	23	46	
Abia	Umuahia South	Ogbodiukwu, Umuahia	MG	29	43	30
Abia	Umuahia North	Uhabiri Ossah	MPC	6	28	
Abia	Umuahia South	Umuabali	MPC	24	18	
Abia	Osisoma	Osisoma	MPC	410	336	152
Abia	Umuahia South	Ohiya	MPC	99	117	23
Abia	Umuahia North	Umukabia Umuagbom	MPC	398	367	454
Abia	Umuahia South	Umuobutu, Old Umuahia	MPC	323	262	108
Abia	Ikwuano	Nchara-Oloko	MPC	219	211	219
Abia	Ohafia	Amurie, Nkporo, O	MPC	55	51	37
Abia	Bende	Okafia	MPC	393	414	589
Abia	Umuahia North	Azueke Ndume	MPC	17	22	45
Abia	Obingwa	Owo Ahia-afor	MPC	6	6	70
Abia	Umuahia South	Old Umuahia	SME	196	204	0
Abia	Arochukwu	Achara-Ihechiowa	SME	132	132	127
Abia	Umuahia North	Umuahia	SME	18	15	8
Anambra	Ihiala	Okohia-Ihiala	MPC	31	16	6
Anambra	Orumba North	Umunze	MPC	0	276	0
Anambra	Orumba South	Norfijia-Umuawayi-Umueji	MPC	0	177	197
Anambra	Idemili	Obosi	MPC	96	102	0
Anambra	Oyi	Umuefi-Eziagu, Nteje	MPC	0	0	17
Anambra	Ihiala	Umuhu-Okija	MPC	2	2	2
Ebonyi	Ngbo West	Umuogudu Akpu	MG	20	15	0
Ebonyi	Ngbo West	Egwegwo	MG	20	0	0
Enugu	Uzo-uwani	Adani	IC	110	0	0
Enugu	Oji River	Agbaleinyi	MG	248	331	155
Enugu	Nsukka	Obimo	MPC	21	5	1
Enugu	Enugu North	Akpuoga Nike	MPC	64	114	88
Enugu	Uzo-uwani	Adani	SME	64	4	2
Imo	Ideato South	Umuofeke, Okohia	MPC	14	13	3
Imo	ORSU	Ubahaeze, Awo-Idemili	MPC	19	0	0
Bayelsa	Ogbia	Yiba-ama	AC	76	127	96
Bayelsa	Ogbia	Otuasega	AC	141	201	104
Bayelsa	Ogbia	Emeyal 11	AC	57	66	39
Bayelsa	Yenagoa	Ogu	AC	43	65	48
Bayelsa	Sagbama	Isoni	AC	76	185	117
Bayelsa	Sagbama	Ebedebiri	AC	53	94	79
Bayelsa	Sagbama	Toru-orua	AC	45	102	61
Bayelsa	Kolokuma/Opokuma	Orubiri	AC	55	127	98
Bayelsa	Southern Ijaw	Azama	AC	197	200	153
Bayelsa	Southern Ijaw	Oporoma	AC	54	97	67
Bayelsa	Sagbama	Ossiana	AC	121	204	153
Bayelsa	Sagbama	Akkeddei	AC	109	198	130
Bayelsa	Yenagoa	Agudama	AC	67	59	51
Bayelsa	Southern Ijaw	Olugbobiri	MG	87	129	45
Bayelsa	Southern Ijaw	Kassama	MG	120	235	134
Bayelsa	Southern Ijaw	Igeibiri	MG	67	143	187
Bayelsa	Southern Ijaw	Amassoma	MG	54	87	67
Bayelsa	Sagbama	Egbopuloama	MG	198	211	112
Bayelsa	Sagbama	Odoni	MG	65	98	64
Bayelsa	Yenagoa	Akaba	MG	43	76	54
Bayelsa	Yenagoa	Yenaka	MG	37	81	43
Bayelsa	Yenagoa	Bumoundi-g	MG	76	105	87

Bayelsa	Yenagoa	Ikibiri	MG	78	131	83
Bayelsa	Ogbia	Epebu	MG	62	87	79
Bayelsa	Southern Ijaw	Ikebiri	MG	55	67	57
Bayelsa	Southern Ijaw	Ukubie	MG	34	48	28
Bayelsa	Southern Ijaw	Angiama	MG	91	102	57
Bayelsa	Southern Ijaw	Emete	MG	52	91	80
Bayelsa	Southern Ijaw	Ekowe	MG	55	64	70
Bayelsa	Yenagoa	Obunagha	MG	67	91	85
Bayelsa	Yenagoa	Fangbe	MG	56	69	49
Bayelsa	Southern Ijaw	Otuan	MG	155	172	102
Bayelsa	Kolokuma/Opokuma	Ayakoroma	MG	61	121	110
Bayelsa	Ogbia	Elebele	MPC	234	288	187
Bayelsa	Sagbama	Sagbama	MPC	176	169	106
Bayelsa	Yenagoa	Nedugo-Agbia	MPC	45	54	22
Bayelsa	Yenagoa	Obogoro	MPC	98	108	45
Bayelsa	Ogbia	Anyama	MPC	55	86	47
Bayelsa	Nembe	Alagoa-Tereke	MPC	33	39	19
Bayelsa	Yenagoa	Azikoro	MPC	66	63	45
Bayelsa	Sagbama	Elemebiri	MPC	98	124	64
Bayelsa	Yenagoa	Biseni	MPC	68	97	59
Bayelsa	Yenagoa	Yenaka	MPC	97	131	64
Bayelsa	Southern Ijaw	Okubie	MPC	41	48	32

Annex IV

Output from various enterprises for the quarter July'09 – Sept '09

Abia	Community	Status	Group Name	July	August	September
Abia	Amaoji	MPC2	Idinaotu Women Group	0	0	520
Abia	Uhabiri Ossah	MPC2	Udochia women	0	680	0
Abia	Ossa-Ukwu	MG	Elder Monday Chigbu	35	10	40
Abia	Amurie, Nkporo, O	MPC	Offra company Nig. Ltd	400	800	400
Abia	Umuonyeara	MPC	Pano Foundation	1160	1040	480
Abia	Obinolu, Ngodo	MG	Ajala, Uzoamaka Chimezie Ohiya	1760	1880	0
Abia	Ohiya	MPC	Multipurpose	2000	3120	3320
Abia	Amaekpu	MG	Upkai Juliana	2040	3440	5920
Abia	Ikot Ugo-Okopedi, Itumbazo	MG	Isaiah Ndiyo Ise	2320	0	0
Abia	Ogbodiukwu, Umuahia	MG	Sam Ohaka	2960	2960	3360
Abia	Umuabali	MPC	Imebuogu Umuabali O. GODWIN Cassava	3840	4760	4640
Abia	Azueke Ndume	MPC	Processing Center	4230	8520	3720
Abia	Ajata, Ibeku	MG	Peter Ejekweoru	7240	7320	0
Abia	Amairi, Umuoba	MG	Francisca Nwaogu Dibugwu Women Coop.	8400	0	0
Abia	Nchara-Oloko	MPC	Nchara Ihunanya Umunwaogu	11440	3680	9520
Abia	Osisioma	MPC2	Women	11440	11480	5360
Abia	Ariam-Alala	MG	Lemmy Odoemela Ugoeze Rebecca	12440	13240	6320
Abia	Owo Ahia-afor	MG	Emelogu	16800	24600	9200

Abia	Umukabia Umuagbom	MPC	Mayphine Investment Limited	19152	16021	16894
Abia	Achara-Ihechiowa	SME2	Mona's Bakery economic empowerment project	73100	67750	67750
Anambra	Aguluezechukwu	MPC		79	60	50
Anambra	NTEJE	MG	Nteje women union Nteje	376	550	490
Ebonyi	Ngbo West	Egwegwo Umuogudu	MG	1800	0	0
Ebonyi	Ngbo West	Akpu	MG	1800	1200	0
Enugu	Adani	IC	The ezienyi farmer's mpc	650	860	1200
Enugu	Adani	SME	Ugomentus Obimo ikwoka multipurpose famer coop	250	150	150
Enugu	obimo	MPC	St.Micheal farm cassava processing unit	16	16	29
Enugu	Ndeaboh	AC		148	31	82
Akwa Ibom		Mg	Iquo Okon Masodi	147	170	207
Akwa Ibom	ASONG	Mg	Patrick Udo	180	259	274
Akwa Ibom	URUA INYANG	Mg	E.Ifikobong Itakiri	217	327	347
Akwa Ibom	EKIT ITAM 2	Mg	Ini Ita Akpan Ikot Antia Afaha Obo [Ikot Antia Afaha Obo Women Association]	239	307	335
Akwa Ibom	IKOT ANTIA AFAHA OBO	Mpc		267	320	370
Akwa Ibom	MBIABIAM	Mg	Roseline Godwin Edem	270	355	370
Akwa Ibom	IBAM EDET	Mg	Gregory Pius Effiong	290	387	404
Akwa Ibom		Mg	Mr. Edet .A. Offiong	300	360	377
Akwa Ibom		Mg	Grace Etim Duncan Samuel Edet	306	330	340
Akwa Ibom	Afia	Mg	Ekpenyong	310	337	360
Akwa Ibom		Mg	Elder Eka	317	337	380
Akwa Ibom	Obotim	Mg	Ekaette Joe Benson Ogu Itu [Ubon Ebo Multi - Purpose Co-Operative Society]	320	347	364
Akwa Ibom	Ogu Itu	Mpc		324	347	357
Akwa Ibom		Mg	Princess Nkoyo Bassey	324	347	372
Akwa Ibom		Mg	Rev. Fr. Offiong Afai Nsit Uduanko Women Multipurpose Co-Operative Society Ikot Ekong[Mfoiso Women Co - Operative Society]	331	354	367
Akwa Ibom	Afia Nsit Urua Nko	Mpc		334	354	372
Akwa Ibom	Ikot Ekong	Mpc		337	354	374
Akwa	Ndang Nsit	Mg	Okon Edet Ibanga	340	377	397

Ibom						
Akwa Ibom	Ikot Obio Nso	Mpc	Ikot Obionso[Nka Ima Women Associationn]	340	384	397
Akwa Ibom		Mg	Nelson Akpan Aka Itam[Heritage Care "First The Widow"	340	420	433
Akwa Ibom	Aka Itam	Mpc		350	394	403
Akwa Ibom	Nnung Ukim	Mg	Gabriel .R. Udo Okop Ndua Erong[Okop Ndua Erong Farmers Co-Operative Society	354	377	390
Akwa Ibom	Okop Ndua Erong	Mpc		354	430	440
Akwa Ibom		Mg	Eneanwan Ita Eniog Offot[Daughters Of Charity"Destitute Centre"	357	370	380
Akwa Ibom	Nwaniba Road	Mpc	Awanton[Awanton Women Multipurpose Co-operative]	377	474	490
Akwa Ibom	Awa Ntong	Mpc		380	457	477
Akwa Ibom		Mg	Namnso Etop	384	390	404
Akwa Ibom	Nnung Asang	Mg	Reuben Nkenang Okopedi [Okpedi-Okobo Cwo Multipurpose Co-operative	394	417	429
Akwa Ibom	Okopedi	Mpc	Mbiaya[Nka Uforo Iban Multipurpose Co-operative	410	452	460
Akwa Ibom	Mbiaya	Mpc		424	430	440
Akwa Ibom	Ikot Eyo	Mpc	Ikot Eyo[Ikot Eyo Farmers Multipurpose Co-Opeartive Society	427	517	560
Akwa Ibom		Mg	Prince Enefiok Nnung Ekop[Nnung Ekop Multipurpose Co-Opeartive]	430	410	442
Akwa Ibom	Barracks Road End #6 Phenson Street, Abak Road Housing	Mpc		434	497	520
Akwa Ibom		Sme	Safe Food Nig. Ltd[Intervention Centre]	2627	2717	2890
Akwa Ibom	IKOT ETUKUDO	Sme	Widows Mite Integrated Fact Pada farmers multipurpose Coop. society Ltd	2864	2900	2944
Bayelsa	Alagoa-Tereke	MPC		3080	3480	1400
Bayelsa	Yenaka	MG	Abeki's Ogbodianimovu	3920	7040	5280
Bayelsa	Okubie	MPC	Ebimini ogbo	4080	5320	3480
Bayelsa	ukubie	MG	Tarilatei-Ogbo	4080	6160	3920
Bayelsa	Akaba	MG	Charles Sakwe	4080	7120	5280
Bayelsa	Ogu	AC	Oyi Patrick	4280	7040	5120
Bayelsa	Ekowe	MG	Meeting	4760	7480	7600
Bayelsa	Nedugo-Agbia	MPC	Kemebigha farmers	4800	4520	2040

			coop. society Ltd			
Bayelsa	Ikebiri	MG	Hitler	4800	7480	6600
Bayelsa	Oporoma	AC	Daniel Enterprise	4800	10600	5720
Bayelsa	Emete	MG	Blessing Blessed women multipurpose coop.	4920	8400	7480
Bayelsa	Biseni	MPC	soc.Ltd Anyama farmers coop.society Ltd	5000	10600	12000
Bayelsa	Anyama	MPC		5280	5760	4480
Bayelsa	Famgbe	MG	Orodo	5280	6160	5040
Bayelsa	Ayakoroma	MG	Yougha Seimokumo	5280	11640	9640
Bayelsa	Amassoma	MG	Ebi Youth Ovievie farmers coop.	5400	8040	7040
Bayelsa	Azikoro	MPC	society ltd	5720	6240	4080
Bayelsa	Emeyal 11	AC	Fubara Igbo	5720	6240	4360
Bayelsa	Epebu	MG	Bestman	6160	8320	7560
Bayelsa	Odoni	MG	Odoni Youths	6160	9240	7040
Bayelsa	Toru-orua	AC	Tamarankuro Fielade	6160	9560	7920
Bayelsa	Igeibiri	MG	Doufe Group	6160	14160	16080
Bayelsa	Orubiri	AC	Hamlet Enterprise	6600	13640	11000
Bayelsa	Obunagha	MG	Okoko S kilos multipurpose coop.	6800	8520	7560
Bayelsa	Olugbobiri	MG	society	7040	10840	4360
Bayelsa	Ebedebiri	AC	Dogo Akemiefa	7160	10240	8720
Bayelsa	Agudama	AC	Nimi Eli	7480	7200	5280
Bayelsa	Yenaka	MPC	Dueni-Enime	7920	9640	6120
Bayelsa	Bumoundi-g	MG	Bolouwenimo-ogbo	7920	9800	8000
Bayelsa	Yiba-ama	AC	Benson IniekemiGodGift	7920	14160	9240
Bayelsa	Isoni	AC	Ebi Enterprise	8320	18680	11480
Bayelsa	Angjama	MG	Abili Ebiakpo farmers coop.society Ltd	8360	10040	5240
Bayelsa	Elemebiri	MPC	Deide micro-processing Centre	8400	11040	6880
Bayelsa	Ikibiri	MG	Ogbo-esuevie casava farmers association	9240	11480	8360
Bayelsa	Obogoro	MPC	KGA Agro services company ltd	9360	10280	4360
Bayelsa	Yenegwe	MPC		9360	10440	4400
Bayelsa	Akkeddei	AC	Bozimo Sunday Greater Evangelism World Crusade Farmers coop.	9640	18000	12440
Bayelsa	Egbopuloama	MG		9880	20360	15480
Bayelsa	Odi	MPC	The Agidas Azama Youth Progressive Union	10960	22600	24040
Bayelsa	Kassama	MG		11480	19120	12040
Bayelsa	Otuan	MG	Poweil Victory	11560	16320	9800
Bayelsa	Edepie	AC	Agric. Aladei Multi purpose Coop.	12040	7920	18120
Bayelsa	Ossiamama	AC		13240	20920	13280
Bayelsa	Otuasega	AC	Walson Smart	13680	23120	13200

Bayelsa	Tungbo	AC	Ayakeme Wiskey The Adausi group (Sagbama) farmers	14400	14720	15640
Bayelsa	Sagbama	MPC	coop soc Ltd	15920	16440	9800
Bayelsa	Azama	AC	Ayibabie Odibura Abai-ayari(Elebele)	16040	22160	15560
Bayelsa	Elebele	MPC	farmers coop.soc.	20840	24440	14600
Bayelsa	Elebele	SME	Izon-ebi Foods	39000	5000	4600
Bayelsa	Otuogwe II	SME	Josy Integrated Agro- Farm LTD	56000	12700	15000
Bayelsa	Opokuma Otor-Iyede	MPC	Private Ewoma Iyede Women's Farmers Coop. Soc	273400	264540	202360
Delta		MPC	Samuel Ogbare	0	12,000	20100
Delta	Ewhreni	MG	Efih Frederick	1000	1170	870
Delta	Oleh	MG		1200	670	8700
Delta	Abbaka	MPC	Cross Victory Industries	2100	2150	1800
Delta	Ewu	AC	Emake Farms, Ewu	2100	2500	2250
Delta	Nsukwa 2	AC	Soka Ufor	2700	3200	2100
Delta	Emede	MG	Martha Akelemor	2700	3500	2300
Delta	Ogwash-uku	MG	Venatus Arinze	2750	3200	2400
Delta	Orie village	MG	Grace Egbeme	2800	1600	1280
Delta	Aniogor-ejeme	MPC	John Tudy Farms	2850	1350	1100
Delta	Ozoro	MG	Joseph Ado	3300	3000	4200
Delta	Nsukwa 1	AC	Lucky Agbama	3330	3500	3100
Delta	Issee-uku	MG	Justus Kachikwu	3800	5200	2900
Delta	Ughotan	AC	Mr. Pupu	4000	3400	2700
Delta	Owodokpokpo	AC	Mrs Ogbaisi	4100	4600	2700
Delta	Edjeraka	MPC	Jesse Farmers CAMS	4200	7000	4000
Delta	Kwale	MG	Peter Evohemo	4700	4250	3130
Delta	Sanubi	MPC	Mathew Ajukonemu	4700	5300	3500
Delta	Oleh	MG	David Edegbo	4800	5300	2400
Delta	Owhelogbo	AC	Mrs Imido	5400	6000	3500
Delta	Ibusa	MG	Mrs Osaje Ngozi	5500	7000	8200
Delta	Sapele	SME	Samexvine, Sapele	6000	5500	7000
Delta	Kwale Bomadi	AC	Albert Uzo	6000	7500	7000
Delta		MPC	Meiyekeremogbo Erebo Assoc	6200	7000	10000
Delta	Sapele*	MPC	Mrs Kogoro	6300	9600	7000
Delta	Ibusa	MG	Anne Ehikwe	6700	7600	5800
Delta	Obetim-uno	MPC	Otu onye Lu Olie Coop. Society	10000	11700	7150
Delta	Okwabude Adhekerieda	AC	Joseph Idogbo Ibru	14000	13000	15000
Delta	Village	AC		15030	13000	11250
Delta	Agbarho,	MG	Pleasure Amneruvore	15300	11500	14000
Delta	Imode	AC	Duke Ayero	21000	25000	19000
Delta	Otor-owhe	MPC	Moses Initerai	23800	13400	12500
Edo	Idumoniha	AC	Idumoniha MPP6	1100	1400	700
Edo	Iguelaba	MPC	Faco-Franz Ltd (F.O.	2050	3000	25000

			Aghayere)			
Edo	Ekpoma	MPC	Idea Cassava Mill	3750	4575	2250
Edo		MG	Nigerian Conservation Foundation group	5000	4200	3900
Edo		MG	Nigerian Conservation Foundation group	6000	4500	4100
Edo		MG	Nigerian Conservation Foundation group	7600	9100	5600
Edo	Evbiamen	AC	Evbiamen MPP6	7800	9000	6800
Edo	Ivbianeke	AC	Ivbianeke MPP6	8600	9000	6200
Edo	Ughotan	AC	Nigerian Conservation Foundation group	8700	10000	7500
Edo	Ikobi Village	AC	Billi Ehigie Mill	9700	13200	8000
Edo		MG	Nigerian Conservation Foundation group	10000	9700	7600
Edo	Udochie	AC	Udochie MPP6	10000	11900	8700
Edo		MG	Nigerian Conservation Foundation group	10900	12500	8700
Edo	Ugo Village	AC	David Enabulele Mill	11200	13000	10800
Edo	Idumoza	AC	Idumoza MPP6	11900	13600	10000
Edo		MG	Nigerian Conservation Foundation group	12000	11800	9000
Edo	Iguikpe	AC	Iguikpe MPP6	12000	13400	11700
Edo			Skyline Multipurpose Co-operative Society (Elder Mene)			
Edo	Igboekpen	AC		12050	11000	8700
Edo	Igbei Village	MG	Imhomoh Mustafa	12600	14000	11000
Edo			Nigerian Conservation Foundation group			
Edo	Ekewan	AC		13100	14000	12300
Edo	Ekiador	AC	Osagie Farms Mill	13300	16500	10000
Edo	Ebuleken-Ivbiaro	MG	Jabiru Braimah	13400	17500	12000
Edo	Ekpon	AC	Ekpon MPP6	14000	12500	11000
Edo			Nigerian Conservation Foundation group			
Edo	Evbonogbon	AC		14300	13000	10800
Edo			Frantina Cassava Products			
Edo	Fugar	MPC		14500	12600	10800
Edo	Evbuodia	AC	Evbuodia MPP6	15000	13800	12000
Edo	Ofunwengbe Village	MG	Maria Enoma (Mrs)	15000	18500	12600
Edo	Nsegu Village	MG	Munim Mohammed	15400	20100	17200
Edo	Ogute Village	MG	Napoleon Akhadelor	15700	18000	17300
Edo	Iddato Village	MG	Aliu Braimah Ikharo	16900	14000	15200
Edo			Nigerian Conservation Foundation group			
Edo	Umoghun-Zuagbor	AC		17500	18000	14600
Edo	Aviele Village	MG	Sambo Halimat	19800	16500	12700
Edo	Iyanmo Village	MG	Musah Aighufue	25100	23000	14200
Edo			Vessa Cassava International Ltd .			
Edo	Edo	SME		78000	60000	52000
Cross River	Ugep	MG	Koton Obeten	3401	3450	3550
Cross River	Kanyang	MPC	Kanyang Women Multi- purpose co-operative	3500	7200	3100

Cross River	Anong	MG	Johnathan Ngwu	3600	4100	4510
Cross River	Aparavuni	MG	Mr.Ekpeyong	3800	4199	5000
Cross River	Mbube	MG	Mrs Maria	3800	4200	5000
Cross River	Ekureku	MG	Ikson Ejemot	3810	5380	5500
Cross River	Okoyong	MG	Mrs. Akong Ayama	4000	4100	4600
Cross River	Iyamoyong	MPC	Idioka Iyamoyong cassava producers Okurikang Women Multi-purpose co- operative	4250	5500	6550
Cross River	Okurikang	MPC		4500	5400	6100
Cross River	Oban	MG	Innocent Ntuyong	4800	4000	4200
Cross River	Agbara	MG	Egbe Edogi	5100	4950	5250
Cross River	Itigidi	MG	Joseph Ebei	5100	5400	6100
Cross River		MPC	Nsofang Women Multi- purpose co-operative	5510	6200	8000
Cross River	Ukpah	MPC	Abualeku Women Multi- purpose Association	6200	5800	6600
Cross River	Okuni	MPC	Kesimekpa Cassava co- operative Society	6200	6000	5500
Cross River	Ugep	MPC	Ntabe Farms/Keton Obeten	7510	7200	0
Cross River	Bamba	MPC	Bamba Women Association	7700	8000	10900
Cross River	Beebi	SME	GODILOGO Farms	27090	30750	22970
Cross River	Ijegu	SME	JISMALC	62380	69100	67050
Rivers	Isu	IC	Chief S. A. Amadi	0	0	280
Rivers	Onne umumokpurukpu-	MG	Mr. Sunday Akpan	410	620	610
Rivers	Eberi	IC	Chief Mathew Okeiyi	600	640	800
Rivers	Kaani 1	MG	Chief C. O Agara	1220	1450	970
Rivers	Umumndele-Isu	MG	Chief N. U Njoku	1620	1390	1550
Rivers	kegbara dere	MG	Mr. birabil Saturday	1920	2170	1490
Rivers	Izodo	MG	Izodo Youth Association	1940	1200	1310
Rivers	Umuechem	MG	Mr. Kenneth Uchendu	2070	1480	1170
Rivers	Kwaawa	MG	Pastor Bagbe Ikwerre Youth Farmers Association	2080	1660	1700
Rivers	Ogbodo-Isiokpo	MG	Gbankporo Cooperative Farmers Association	2170	1920	1970
Rivers	Ban-Ogoi	MPC	Floxy Cassava Intervention Centre	2170	3150	1490
Rivers	Onne	IC		2180	2460	2080
Rivers	Omokwa	MPC	Omokwa golden Farm	2400	3000	3200
Rivers	kegbara Dere	MG	Ogoni Youth Farmers	2470	1990	1970

Rivers	Umuogba	MG	omuma Green Youth	3150	2990	2840
Rivers	Ofeh	MG	Ofeh Youth Association Kporaks Cooperative	3300	4100	2440
Rivers	Kpite	MPC	farmers	5400	4800	3600
Rivers	Onne	IC	Mr. Nwinee Samuel	5940	6100	5950
Rivers	Ahoada	SME	Rosy Endeavours Ltd.	12000	24000	0
Rivers	Rukpoku	MPC	Mrs. E. Emiri	15000	15000	32000

Annex V
Cassava Stem Sales

State	Name of Group/Person	LGA	Unit	Unit price	Qty sold	Total Sales	Name of Buyers and Address/Contact
Imo	Victoria Iroakazi	Obowo	bundle	400	30	12000	Alike Obwo (RUWOF)
Imo	Genet Oguayo	Obowo	bundle	350	20	7000	Umuolie (RUWOF)
Imo	Anthonia Oguayo	Obowo	bundle	400	24	9600	Amanze (RUWOF)
Imo	Justina Nwoko	Obowo	bundle	400	20	8000	Umuogu (RUWOF)
Imo	Rose Nwoko	Obowo	bundle	400	35	14000	Not Available
Imo	Roseline Oguayo	Obowo	bundle	350	35	12250	Not Available
Imo	Keziah Nwokorie	Obowo	bundle	300	22	6600	Not Available
Imo	Salome Ohaka	Obowo	bundle	400	50	20000	Not Available
Imo	Chinyere Ohaka	Obowo	bundle	400	32	12800	Not Available
Imo	Christian Eke	Obowo	bundle	400	19	7600	Not Available
Imo	Comfort Ayanya	Obowo	bundle	400	15	6000	Not Available
Imo	Comfort Irojiogu	Obowo	bundle	400	11	4400	Not Available
Imo	Evelyn Ayaya	Obowo	bundle	400	37	14800	Not Available
Imo	Evelyn Abalubo	Obowo	bundle	400	30	12000	Not Available
Imo	Adaku Ezeigbo	Obowo	bundle	350	49	17150	Not Available
Imo	Fubi Nwokinlmo	Obowo	bundle	410	30	12300	Not Available
Imo	Oyidia Oguayo	Obowo	bundle	400	7	2800	Not Available
Imo	Grace Amadiara	Obowo	bundle	400	27	10800	Not Available
Imo	Grace Ihedioha	Obowo	bundle	400	30	12000	Not Available
Imo	Grace Elehuanya	Obowo	bundle	400	15	6000	Not Available
Imo	Magret Okokoro	Obowo	bundle	400	21	8400	Not Available
Imo	Beatrice Ezebuiro	Obowo	bundle	400	20	8000	Not Available
Imo	Comfort Ilojiogu	Obowo	bundle	400	35	14000	Not Available
Imo	Magret Oguayo	Obowo	bundle	400	40	16000	Not Available
Imo	Angelina Okeahiahm	Obowo	bundle	400	20	8000	Not Available
Imo	Eucharía	Ehime Mbanó	bundle	400	55	22000	Eunice Ogbonna
Imo	Hariet Nwachukwu	Ehime Mbanó	bundle	400	28	11200	Nkechinyere
Imo	Alice Ogbonna	Ehime Mbanó	bundle	350	20	7000	Juliet Duru
Abia	Ugoeze Onyinyechi N. Nwayiuyo	Obingwa (Umuoba)	bundle	350	30	10500	Comfort Ubani (Umuoba)
Abia	Mrs Chioma Isreal	Umuahia North	bundle	300	50	15000	10 people within Ossa.
Abia	Chigbu Stella Ezinwa	Obingwa	bundle	350	50	17500	Many. Cant remember
Abia		Obingwa	bundle	200	35	7000	Mrs Alozie (Umuafor Obingwa)

Abia	Peace Chigbu	Obingwa	bundle	350	40	14000	Not Available
Abia	Nze I.O. Imebuwgu	Umuahia South	bundle	400	40	16000	15pple (2008) 5pp (2008) (½ha)
Abia	Patience Igbokwe	Aba South	bundle	300	100	30000	10- Aba
Abia	Peace Okorie	Aba South	bundle	350	20	7000	5- Old Umuahia
Abia	Engr. Kalu Ichie	Aba South	bundle	350	800	280000	105-Abia, Imo State
Abia	Elezua, Charity C. (Mrs.)	Bende	bundle	300	100	30000	300 people
Abia	Dr. Akapaku E.	Bende	bundle	300	100	30000	1500 people
Abia	Ugoeze Peace Nwaogu	Osisioma	bundle	350	300	105000	200 people
Abia	Hon. Chukwuemeka Ezima.E.	Osisioma	bundle	350	50	17500	30 people
Abia	Mrs Banice Okigbo	Umuahia North	bundle	250	40	10000	Not Available
Abia	Mrs Regina Chimbo	Umuahia North	bundle	250	25	6250	Not Available
Abia	S.O.S Imebuogu	Umuahia South	bundle	300	70	21000	Mr Nwosu from Ogoduikwu Umuopara
Abia	Dr. Uwakwe Eugene. I	Bende	bundle	240	35	8400	Not Available
Abia	Philop Amos Ugwunna	Osisioma	bundle	350	52	18200	Not Available
Abia	Udoka Azubuike	Osisioma	bundle	400	65	26000	Not Available
Abia	Nrabalogu Innocent	Ikwuano	bundles	500	50	25000	Uch Umuahia
Abia	Nwakodu Christian	Ikwuano	bundles	400	50	20000	About 20 person
Bayelsa	Yenegroa		bundle	500	15	7500	Beaty Godbless
Bayelsa	Yenegroa		bundle	550	12	6600	Felowa Moneymem
Bayelsa	Yenegroa		bundle	400	16	6400	Grace John
Bayelsa	Yenegroa		bundle	500	10	5000	Fidelia Stephen
Bayelsa	Yenegroa		bundle	500	10	5000	Esther Fracis
Bayelsa	Yenegroa		bundle	350	18	6300	Cecilia Ogbara
Bayelsa	Yenegroa		bundle	400	20	8000	Sarah Igbori
Bayelsa	Yenegroa		bundle	500	25	12500	Noney Etu
Bayelsa	Yenegroa		bundle	500	18	9000	Victor Itu
Bayelsa	Yenegroa		bundle	550	21	11550	Ebi Alphous
Bayelsa	Yenegroa		bundle	600	20	12000	Joy Ojo
Bayelsa	Yenegroa		bundle	500	10	5000	Asere Jackson
Bayelsa	Yenegroa		bundle	400	19	7600	Faith Peter
Bayelsa	Yenegroa		bundle	350	16	5600	Aojora Roseline
Bayelsa	Yenegroa		bundle	500	20	10000	Grabriel Osodia
Bayelsa	Yenegroa		bundle	500	12	6000	Ebi Ikirihe
Bayelsa	Yenegroa		bundle	500	25	12500	Reuben Agabu
Bayelsa	Yenegroa		bundle	500	17	8500	Sarah Kaloti
Bayelsa	Yenegroa		bundle	500	21	10500	Promise Kundia
Bayelsa	Yenegroa		bundle	500	20	10000	Regina Lambert
Bayelsa	Yenegroa		bundle	550	15	8250	Mary Goodlife
Bayelsa	Yenegroa		bundle	400	10	4000	Esther Obolio
Bayelsa	Yenegroa		bundle	400	20	8000	Jackson Ogbonna
Bayelsa	Yenegroa		bundle	400	15	6000	Glady Ogbolus
Bayelsa	Yenegroa		bundle	400	20	8000	Rita Walker
Bayelsa	Ogbia		bundle	400	20	8000	Benjamin Solomon
Bayelsa	Ogbia		bundle	450	15	6750	Nobel Harrison

Bayelsa	Ogbia	bundle	400	22	8800	Ikuru Joseph
Bayelsa	Ogbia	bundle	400	25	10000	Anthony B. Igbem
Bayelsa	Ogbia	bundle	400	30	12000	Aerald Juliet
Bayelsa	Ogbia	bundle	400	45	18000	Domo Adani
Bayelsa	Ogbia	bundle	400	25	10000	S.A. Abessi
Bayelsa	Ogbia	bundle	500	20	10000	Avila Imouma
Bayelsa	Ogbia	bundle	400	15	6000	Charity Oke
Bayelsa	Ogbia	bundle	400	15	6000	Believe Eze
Bayelsa	Ogbia	bundle	400	20	8000	Eni Obit
Bayelsa	Ogbia	bundle	400	20	8000	Dorcas Oakolo
Bayelsa	Ogbia	bundle	400	25	10000	Duni Moses
Bayelsa	Ogbia	bundle	400	20	8000	Edith Eobe
Bayelsa	Ogbia	bundle	400	25	10000	Etiani Egbe
Bayelsa	Ogbia	bundle	400	25	10000	Iwamoris Obele
Bayelsa	Ogbia	bundle	400	35	14000	John Otasi
Bayelsa	Ogbia	bundle	350	40	14000	Dume Paul
Bayelsa	Ogbia	bundle	300	25	7500	Maria Otasi
Bayelsa	Ogbia	bundle	400	15	6000	Ronah Frank
Bayelsa	Ogbia	bundle	400	20	8000	Joyce Apiri
Bayelsa	Ogbia	bundle	400	15	6000	Gift Otuma
Bayelsa	Ogbia	bundle	400	15	6000	Mabel Agaha
Bayelsa	Ogbia	bundle	400	25	10000	Yilazibu Apiri
Bayelsa	Ogbia	bundle	400	20	8000	Flora Otosi

Annex VI
Stem Sales in Akwa Ibom State

Name of farmer	Location	Variety	No. of ha planted	No. of Bundles Sold	Unit Price (₦)	Total Sales (₦)
Nke Ekeme Ukata Nchan Ebua	Nchan Ebua Ini LGA	TMS 30572	0.7	30	350	10,500.00
Allison Effimy Peter	Iwere Obot Mme	92/0057	2.6	132	350	46,200.00
Amedi Effimy	Hak		3.8	25	350	8,750.00
Ikpe Annary Dew	Mbiabong Ikpe	92/0027	3.6	50	350	17,500.00
Aniefcok K.T Udo	Ikot Ikpe Ukwa Block	TMS 30572	3.4	21	350	7,350.00
Richard I Mose	Afake Ugho Ugho Block		3.8	20	350	7,000.00
Maria R. Akuronam	Iko Eket Ukwa Block		3.0	20	350	7,000.00
Ession Ekanem	Ebana - Ugho Block		4.7	21	350	7,350.00
Chief S.B Akansi	Ugho - Esit Eket Block		5.1	200	350	70,000.00
Peter Again (Emine MPCS)	Idu	TMS 30572	2.9	100	350	35,000.00

Chief Capt. F. Ebong	Mbak Obio		3.4	150	350	52,500.00
Anthony Edet	Pls Eniong Offot		3.6	75	350	26,250.00
Titus Edet	Ik. Ekwere Ibesikpo		5.8	27	350	9,450.00
Rev. Francis Offong	Ikpa Uruam	92/0057	3.3	180	350	63,000.00
Bar. Effiong Abia	Ifa Atai		0.2	15	350	5,250.00
Oko Edem	No 10 Ufe st		0.1	10	350	3,500.00
Mr Etim B Attah	Uyo		1.4	70	350	24,500.00
Obony Edem Akpa Inyari	Use Offot		0.5	25	350	8,750.00
Peter Akpan Emine MPCS	Idu	92/057	2	100	350	35,000.00
Capt Ime N Ntiadam	Efa	92/0057	4	50	350	17,500.00
Benjamin Solomon Udon	Ikot Ese	TMS 30572	5	9	350	3,150.00
M.D Okpon ette	manta		3	40	350	14,000.00
Jusice Godwin Abraham	Edienc Ik. Udon		3	30	350	10,500.00
Chief Celestine Esu	Ik Esu ike		6	30	350	10,500.00
Sunday buff udo udo	ik Okoro		5	30	350	10,500.00
James Joseph Udokure	uruh Atte		2	30	350	10,500.00
Idongesit T. Asilgie	obie Alye		3	30	350	10,500.00
Chief udo owure	ikot Akark		3	30	350	10,500.00
Ime udo tony	ikpe		4	175	350	61,250.00
Eteben MCS	Etoben Ekparakwa	TMS 30572	6	40	350	14,000.00
Donatus Iwok	Obio Nuyiba		0.6	30	350	10,500.00
Iniobony Ntebono	Uma Ata II		0.6	30	350	10,500.00
Mr. Bassey J. Bassey	Mbukpo odibo okobo		2.0	100	350	35,000.00
Mr. E.E. Okpoyo	Mbokpo Eyokan Uru offong		1.0	50	350	17,500.00
			3.0	150	350	52,500.00
Mr. Okon Edensettiy	Eyofin (udur uka)	TMS 30572	0.5	25	350	8,750.00
Mr. Ita Asugh Afaha	Eysin (Mbo)	TMS 30573	0.5	25	350	8,750.00
Mr. E.E Okpoyo	Mbukpu Eyokon (u/o)	TMS 30574	2.3	120	350	42,000.00
Francis Bassey	Nuny ukama (Okobo)	TMS 30575	0.5	25	350	

						8,750.00
Rev. Francis ofiong	Uyo	TMS 92/0057	1.2	180	350	63,000.00
Ita Asugho Afaha	Oron	TMS 92/0058	1	120	350	42,000.00
E.E Okpoyo	Oron	TMS 92/0059	0.9	150	350	52,500.00

Appendix VII

Root Sales for Abia and Bayelsa States

State	Name of Group/Person	Address or Tel. no.	Unit Price	Qty (50kg bags)	Total Sales (N)	Number of Persons sold to
Abia	Victoria Iroakazi	802030028	400	80	32000	Market place
Abia	Genet Oguayo		400	55	22000	Market place
Abia	Anthonia Oguoyo	Temi	400	60	24000	Market place
Abia	Justina Nwoko	Umuagu Oboro	400	30	12000	Market place
Abia	Rose Nwoko	Umuagu Oboro	300	20	6000	Market place
Abia	Roseline Oguayo	Umuagu Oboro	400	10	4000	Market place
Abia	Keziah Nwokorie	Umuagu Oboro	500	20	10000	Market place
Abia	Salome Ohaka	Umuagu Oboro	450	15	6750	Market place
Abia	Chinyere Ohaka	Umuagu Oboro	400	10	4000	Market place
Abia	Christian Eke	Umuagu Oboro	400	12	4800	Market place
Abia	Comfort Ayanya	Umuagu Oboro	400	5	2000	Market place
Abia	Comfort Irojogu	Umuagu Oboro	400	8	3200	Market place
Abia	Evelyn Ayaya	Umuagu Oboro	450	2	900	Market place
Abia	Evelyn Abalubo	Umuagu Oboro	450	5	2250	Market place
Abia	Adaku Ezeigbo	Umuagu Oboro	300	8	2400	Market place
Abia	Fubi Nwokinlmo	Umuagu Oboro	400	5	2000	Market place
Abia	Oyidia Oguayo	Umuagu Oboro	400	11	4400	Market place
Abia	Grace Amadiara	Umuagu Oboro	400	10	4000	Market place

Abia	Grace Ihedioha	Umuagu Oboro	400	5	2000	Market place
Abia	Grace Elehuanya	Umuagu Oboro	400	8	3200	Market place
Abia	Magret Okokoro	Umuagu Oboro	400	20	8000	Market place
Abia	Beatrice Ezebuio	Umuagu Oboro	400	10	4000	Market place
Abia	Comfort Ilojogu	Umuagu Oboro	400	2	800	Market place
Abia	Magret Oguayo	Oboro	400	5	2000	Market place
Abia	Angelina Okeahiahm	Umuagu Oboro	400	5	2000	Market place
Abia	Eucharía	8084443511	500	25	12500	Market place
Abia	Hariet Nwachukwu	Ezeoke Nsu	500	30	15000	Market place
Abia	Alice Ogonna	Elime Nsu	450	15	6750	Market place
Abia	Ugoeze Onyiyechi N.	Umuoba palace	400	18	7200	Market place
Abia	Nwayiugo	8052949938	500	200	100000	Market place
Abia	Elder Chigbu	Obingwa - 08039393718	400	1500	600000	Market place
Abia	Monday Mrs Chioma	Obingwa - 08038783293	350	18	6300	Market place
Abia	Isreal Chogbu Stella	Obingwa	800	15	12000	Adanma, Mrs Chigozie
Abia	Ezinwa Peace Chigbu	Obingwa -08038603510	800	10	0	Market place
Abia	Nze I.O. Imebuwgu	Obingwa - 0704182967	500	70	35000	10 people
Abia	Patience Igbokwe	Aba North - 08063528518	500	500	250000	100
Abia	Peace Okorie	Aba North - 08069849529	500	30	15000	10
Abia	Engr. Kalu Ichie	Aba North - 08037429703	400	1,000	400000	1,000
Abia	Elezua, Charity (Mrs.)	Bende - 08059570806	450	200	90000	200 people
Abia	Chif (Dr) Akajiaku, E.	Bende - 08033820509	400	2000	800000	1000 people
Abia	Mrs. Banice Okigbo	Umuahia North - 08052949938	500	70	35000	No Records
Abia	Mrs. Regina Chimbo	Umuahia North - 08053426281	500	29	14500	Market place
Abia	S.O.S Imebuogu	Umuahia North - 07063679808	450	17	7650	Market place
Abia	Dr. Uwakwe Eugnen. I	08056567959	12000	23 tonnes	276,000	Starch mill

Abia	Philop Amos Ugwunna	Osioma Ngwa - 08068252401	500	55	27500	Market place
Abia	Udoka Azubuike Irabalogu	Osioma Ngwa Ikwuano - 07033268722	500	65 3.5	32500	Market place
Abia	Innocent Nwakodu	Ikwuano - 08056152477	12,000	tonnes	42000	35 persons 15 persons/7 times
Abia	Christian Elder Chigbu Monday	Obingwa	12000	15 tonnes	180000	times
Abia			400	200	80000	30 pers
Bayelsa	Beaty Godbless Felowa	Agbuka	600	9	5,400.00	
Bayelsa	Moneymem	Agbuka	800	5	4,000.00	
Bayelsa	Grace John	Agbuka	700	15	10,500.00	
Bayelsa	Fidelia Stephen	Agbuka	550	5	2,750.00	
Bayelsa	Esther Fracis	Agbuka	800	10	8,000.00	
Bayelsa	Cecilia Ogbara	Agbuka	500	3	1,500.00	
Bayelsa	Sarah Igbori	Ogboluma	500	12	6,000.00	
Bayelsa	Noney Etu	Ogboluma	500	8	4,000.00	
Bayelsa	Victor Itu	Ogboluma	500	10	5,000.00	
Bayelsa	Ebi Alphous	Ogboluma	500	5	2,500.00	
Bayelsa	Joy Ojo	Ogboluma	550	13	7,150.00	
Bayelsa	Asere Jackson	Ogboluma	300	5	1,500.00	
Bayelsa	Faith Peter	Ogboluma	800	8	6,400.00	
Bayelsa	Aojora Roseline	Ogboluma	700	18	12,600.00	
Bayelsa	Grabriel Osodia	zarama	700	25	17,500.00	
Bayelsa	Ebi Ikirihe	zarama	600	20	12,000.00	
Bayelsa	Reuben Agabu	zarama	700	30	21,000.00	
Bayelsa	Sarah Kaloti	zarama	800	5	4,000.00	
Bayelsa	Promise Kundia	zarama	600	7	4,200.00	
Bayelsa	Regina Lambart	zarama	500	10	5,000.00	

Bayelsa	Mary Goodlife	Okorda	500	3	1,500.00
Bayelsa	Esther Obolio Jackson	Okorda	500	5	2,500.00
Bayelsa	Ogbonna	Okorda	500	8	4,000.00
Bayelsa	Glady Ogbolus	Okorda	500	11	5,500.00
Bayelsa	Rita Walker	Okorda	500	5	2,500.00
Bayelsa	Benjamin Solomon	Otuokpoti	500	11	5,500.00
Bayelsa	Nobel Harrison	Otuokpoti	800	10	8,000.00
Bayelsa	Ikuru Joseph	Otuokpoti	500	4	2,000.00
Bayelsa	Anthony B. Igbem	Otuokpoti	500	3	1,500.00
Bayelsa	Aerald Juliet	Otuokpoti	500	4	2,000.00
Bayelsa	Domo Adani	Otuokpoti	500	6	3,000.00
Bayelsa	S.A. Abessi	Otuokpoti	500	0.5	250.00
Bayelsa	Avila Imouma	Otuokpoti	500	2	1,000.00
Bayelsa	Charity Oke	Imiringi	500	3	1,500.00
Bayelsa	Believe Eze	Imiringi	500	5	2,500.00
Bayelsa	Eni Obit	Imiringi	500	15	7,500.00
Bayelsa	Dorcas Oakolo	Imiringi	500	6	3,000.00
Bayelsa	Duni Moses	Imiringi	600	10	6,000.00
Bayelsa	Edith Eobe	Imiringi	500	5	2,500.00
Bayelsa	Etiani Egbe	Imiringi	500	10	5,000.00
Bayelsa	Iwamoris Obele	Imiringi	600	8	4,800.00
Bayelsa	John Otasi	Imiringi	500	2	1,000.00
Bayelsa	Dume Paul	Imiringi	500	8	4,000.00
Bayelsa	Maria Otasi	Kobo	500	9	4,500.00
Bayelsa	Ronah Frank	Kobo	800	4	3,200.00
Bayelsa	Joyce Apiri	Kobo	500	11	

					5,500.00
Bayelsa	Gift Otuma	Kobo	500	20	10,000.00
Bayelsa	Mabel Agaha	Kobo	600	7	4,200.00
Bayelsa	Yilazibu Apiri	Kobo	500	3	1,500.00
Bayelsa	Flora Otsi	Kobo	500	11	5,500.00

Annex VIII

List of Sustainable Association in Abia State

LGA	COMMUNITY	NAME OF GROUP	Registration	Strength of group (list of members)		Frequency of meeting	No of meetings held 2008-2009	Trend of membership	Where registered
				Initial	Current				
Ukwa East	Ikwueke	Riverside Integrated Farms Ltd		35	35	Monthly	9	Same	
Ikwuano	Okweukwu	Onu-Oboro F/TMCS Ltd	Yes	33	33	Once in 3 months	10	Same	Ibadan
Ohafia	Abiriba	Oil palm/cassava growers farmers	Yes	26	56	Monthly	9	Increasing	
Isialangwa south	Owerrinta	O.W.I.FMCS	Yes	45	25	Monthly	9	decreasing	ADP-ABA ZONE
Isialngwa North	Mbawsi	Ezi-ubi farmers	Yes	33	33	Monthly	15	Same	ADP
Arochukwu	Ihechiowa	Obinwanne coop farmers	Yes	20	11	Monthly	20	decreasing	ADP Umuahia
Bende	Uzuakoli	Bende M. Coop society	Yes	10	15	Monthly	15	Increasing	ADP
Isialangwa North	Amaorji	Idinotu women group	Yes	150	437	Monthly	8	Increasing	Amorji
Osioma	Uratta	Ihunanya Umuogu coop	Yes	35	34	4 times/month	36	decreasing	Uratta, Aba, Umuahia
Arochukwu	Ozu Abam	Sunset oil palm/cassava	Yes	35	58	6 times/month	12	Increasing	Umuahia
Bende	Utobumzu	Ndon Itumbauzo FMCS	Yes	25	12	4 times/month	8	decreasing	
Umuahia North		Umuahia North Oil Palm/Cassava	Yes	25		6 times/month	10	Increasing	Umuahia
Bende	Igbere	Hecrox Oil Palm Pro.co	Yes	10	20	6	13	Increasing	

						times/month			
Arochukwu	Arochukwu	Eziokwu bu ndu	Yes	25	15	6 times/month	12	decreasing	
Umuahia North	Ndume	Umuahia North oil palm/cassava	Yes	28	38	6 times/month	12	Increasing	Umuahia
Ikwuano	Ndume	Ikwuano oil palm/cassava	Yes	20	20	Monthly		Same	
Bende	Ozuiem	Ndioma Greenland	Yes	12	30	4 times/month	8	Increasing	
Isialangwa North	Umuezeukwu	Oganihu	Yes	10	10	4 times/month	8	Increasing	
Isialangwa North	Umuezeukwu	Greenlife	Yes	10	10	6 times/month	12	Increasing	
Ukwa East	Ndoki	Riverside	Yes	35	35	4 times/month	8	Same	
Umuahia North	Ohiya	Ihidinma Coop	Yes	155	200	2 times /month	12	Increasing	Umuahia
Umuahia North	Umuoriehi	Umuoriehi Coop	Yes	20	150	2 times /month	24	Increasing	Umuahia
Umuahia North	Nkwoegwu	Obinwanne Coop	Yes	5	12	monthly	12	Increasing	Ndiebe, Ugwueke, Umuahia
Isialangwa South	MbutuNgwa	Ezindu Coop	Yes	10	45	2 times/month	24	Increasing	Umuahia
Umuahia North	Osaah	Umuchime Osaah	Yes	30	25	monthly	12	decreasing	Umuahia
Ikwuano	Isiala	Ikwuano progressive youth coop	Yes	8	20	monthly	12	Increasing	Umuahia
Umuahia North	Nkata	Igwebuike Coop	Yes	10	60	monthly	12	Increasing	Umuahia
Umuahia South	Apumiri Ubakala	Akanamku Coop	Yes	10	113	3 times/month	36	Increasing	Umuahia
Umuahia North	Isingwu	Ohaha Coop	Yes	10	25	2 times/month	24	Increasing	Umuahia
Obingwa	Ohuru	Idinotu Kanma Farmers	Yes	11	17	Monthly	10	Increasing	Umuahia

Obingwa	Ohuru	Ohabuikwe Yam Farmers	Yes	19	19	Monthly	9	Same	Umuahia
Obingwa	Umurire Ohanze Osaa Ukwu	Ohanze Osaa-Ukwu	Yes	12	12	Monthly	9	Same	Aba/Abuja/Calabar/Um
Obingwa	Itu Osaa-Ukwu	Osaa-Ukwu United	Yes	19	19	Monthly	9	Same	Aba/Umuahia
Obingwa	Isi-ama Ward 15 Umuobiakwa	Alexis Farmers	Yes	19	19	Monthly	9	Same	
Obingwa	Umu-isi Ebe Umuokatawom	Prico Farmers	Yes	18	18	Monthly	8	Same	
Obingwa	Ohuru	Divine Trust	Yes	20	20	Monthly	9	Increasing	Umuahia
Obingwa	Umu-Agwu Ohuru	Uwaoma Cassava Farmers	Yes	15	20	Monthly	9	Increasing	Umuahia
Obingwa	Umuodo-Ohuru	Vicon Farmers	Yes	12	16	Monthly	9	Increasing	Umuahia
Obingwa	Ohuru	Otuobi Cassava Farmers	Yes	15	20	Monthly	9	Increasing	Umuahia
Obingwa	Ohuru	Aloma Farmers	Yes	20	25	Monthly	20	Increasing	Umuahia
Obingwa	Ohuru	Ohuru Umuekwem Farmers	Yes	16	16	Monthly	20	Same	Umuahia
Obingwa	Umuonanaya	Obasi-Ukwu Youth	No	10	10	Monthly	9		
Obingwa	Umuonanaya Obasi Ukwu	Umuonanya Women	No	20	20	Monthly	9		
Obingwa	Umuobasi Agwu	Obasi Ukwu Women Widows	No	10	10	Monthly	9		
Obingwa	Umuokatawom	Chinco Farmers	Yes	10	10	Monthly	8	Same	
Obingwa	Umuohisianya	Ezinwanne Farmers	Yes	15	15			Same	
Obingwa	Umuocho	Ihunanya Abayi Women		18	22	Monthly	9	Increasing	Umuahia/Umuocho
Obingwa	Umuokatawom	Umuokatawom Widows		20	29	Twice/month	16	Increasing	
Obingwa	Umuokorie Umuobiakwa	Umuchukwu Farmers	Yes	25	25	Monthly	9	Same	Umuahia/Aba/Oka
Obingwa	Ohuru- Umuodaba	OPFA-Ohuru Farmers(Forum Asso.)	Yes	20	20	Monthly	9	Same	
Ohafia	Akanu	Eziyenyi Oil Palm FMCS	Yes	12	15	Monthly	9	Increasing	
Ohafia	Akanu	Echioma Farmers FMCS	Yes	13	13	Monthly	8	Same	

Ohafia	Akanu	Millennium Youth FMCS	Yes	15	15	Monthly	5	Same	
Ohafia	Akanu	Ozurumba FMCS	Yes	12	15	Monthly	5	Increasing	
Umuahia North	Mbom Afarata Ibeku	Mbom Ibeku Farmers MPCs Ltd	Yes	30	40	Monthly	8	Increasing	Old Umuahia/Aba/Umuahia
Umuahia North	Okwoyi Isieke Ibeku	Sweet Sweat Farmers		10	13	Quarterly	3		
Osioma	Arungwa	Real friends Osioma MPCs Ltd	Yes	11	13	Monthly	8	Increasing	Umuahia/Aba South
Osioma	Amapu Ibengwa	Okocha Osioma MPCs Ltd	Yes	17	12	Quarterly	7	Decreasing	Umuahia
Osioma	Amapu Ibengwa	Blessed gift Osioma MPCs Ltd	Yes	10	13	Quarterly	7	Increasing	
Osioma	Agalaba	Agalaba Osioma Farmers MPCs Ltd	Yes	27	10	Twice/month	7	Decreasing	
Osioma	Uratta Amaise	Seedling Osioma MPCs Ltd	Yes	8	20	Quarterly	2	Increasing	Osioma
Osioma	Uratta Amaise	Ogadinma Osioma MPCs Ltd	Yes	12	15	3 times/year	3	Increasing	Osioma/Owerri
Osioma	Umueze	Idinaotubuike Fishery Umuaduru Umueze farmers	Yes	11	15	Monthly	7	Increasing	Portharcort
Osioma	Isiala Okpu	Umudo Women Fadama cassava farmers MPCs Ltd	Yes	10	10	Monthly	17	Same	NDE Umuahia
Osioma	Umuocham	Noble (Osioma) MPCs Ltd	Yes	20	35	Monthly	15	Increasing	Umuojima
Osioma	Mbutu Umuorjima	Manna Fadama farmers MPCs Ltd	Yes			Twice/month	35		Aba South
Osioma	Uratta	Ihunaya Umuunwaogu Uratta Rural women FMCS	Yes	48	36	8 days	76	Decreasing	Umuahia/Aba/Osioma
Osioma	Uratta Amaise	Amapu Igbegwo Osioma Women Farmers MPCs Ltd	Yes	20	10	Once in 2 months	9	Decreasing	Uratta

Osioma	Umunwankwo	Confidence MPCs Ltd	Yes	12	35	1	22	Increasing	Aba South
Osioma	Obiarongwa	Amaraihu farmers MPCs	Yes	13	13	1	18	Same	Osioma
Osioma	Umuocham	Pogman Farmers MPCs Ltd	Yes	32	121	Weekly	94	Increasing	Umuahia/Osioma
Osioma	Umuocham	Osioma Ngwa specialised Tractor hiring services Coop	Yes	12	12	Once in 2 months	3	Same	Enugu/Orji River
Osioma	Asa Amaano	Amakwu Oberete Asa Farmers MPCs	Yes	11	11	Weekly	92	Same	Umuahia
Osioma	Uratta Umuakpara	United friends MPCs	Yes	10	12	Monthly	6	Increasing	Umudike
Osioma	Umuorjima	Mbutu Umuorjima (NAFPP) farmers MPCs Ltd	Yes	25	15	Monthly	15	Decreasing	Okigwe
Osioma	Umuosi Alaoma	Nigerian Cassava growers farmers MPCs	Yes	10	26	Twice/month	29	Increasing	Aba South
Osioma	Uratta	Osioma Ngwa Road Transport MPCs	Yes	15	30	Twice/month	39	Increasing	Umuahia/Isialangwa North
Osioma	Ekearu Arungwa	Bonfriend farmers Multipurpose Coop	Yes	10	10	Monthly	19	Same	
Osioma	Uratta Umuimo	Concerned friends MPCs Ltd	Yes	10	30	Monthly	11	Increasing	Enugu
Osioma	Umuocham	Umuocha graduates Micro Finance Multipurpose	Yes	10	35	Quarterly	10	Increasing	
Osioma	Umueze Umueke	Udokanma Goat rearers Umueke Umueze FMCS Ltd	Yes	10	12	Weekly	9	Increasing	Sapele
Osioma	Amapu Ife	Osioma Ngwa Songhai farmers MPCs Ltd	Yes	10	10	Monthly	6	Same	
Osioma	Umueze Umueke	Umunnabuike Poultry Umueke Umueze FMCS Ltd	Yes	14	14	Weekly	5	Same	
Osioma	Amapu	Alozie Amapu Igbengwor	Yes	20	15	Twice/month	22	Decreasing	Aba South

	Igbengwor	Osisoma Women						
--	-----------	---------------	--	--	--	--	--	--

List of sustainable groups/associations that benefited from CEDP activities - Bayelsa

S/No	Name of Group/Cooperative	Community	LGA	Remarks
1	Egwe farmers' coop.soc	Sabagreia	Kolokuma/Opokuma	
2	Lafio farmers group	Kilama	Yenagoa	
3	Onyah Farmers coop. soc	Tein	Yenagoa	
4	Ogbosounfina farmers' coop soc	Famgbe	Yenagoa	
5	Amid farmers coop. soc Ltd	Agudama-Epie	Yenagoa	
6	Tari farmers multipurpose coop society	Igbedi	Kolokuma/Opokuma	
7	Bolewhenimo farmers coop. soc	Akaibiri	Yenagoa	
8	Goinama farmers coop. soc	Amassoma	Southern Ijaw	
9	Perepuyaigha farmers coop.soc	Odi	Kolokuma/Opokuma	
10	Osukpa multipurpose coop. soc	Okordia	Yenagoa	
11	Abiagha farmers coop. soc	Opuama	Southern Ijaw	
12	Keniokpo farmers coop.soc	Enewari	Southern Ijaw	
13	Ikokote farmers coop.soc	Imiringi	Ogbia	
14	Trust farmers and environmental coop. soc	Oporoma	Southern Ijaw	
15	Olulu multipurpose farmers coop. soc	Otuasega	Ogbia	
16	Adumein farmers coop.soc	Ewoi	Ogbia	
17	Sodagiuana farmers coop. soc	Otuogidi	Ogbia	
18	Inemuna farmers coop.soc	Kolo	Ogbia	
19	Eklokpotongha farmers coop. soc	Sagbama	Sagbama	
20	Akpolabode farmers coop.soc	Tungbo	Sagbama	
21	Ogbokiri farmers club	Agbere	Sagbama	

SUSTAINABLE ASSOCIATIONS IN DELTA

S/N	Name of Group/Assoc	Location/Community	LGA	Remarks
1	Ejukonemu farmers coop society	Orogun	Sapele	
2	Ogghene-ovie farmers' multipurpose society	Adaigho	Isoko	
3	Tropical farmers coop soc	Okpe	Ughelli North	
4	Pleasure	Agbarho	Ughelli North	
5	Eloghene Farmers coop. soc	Obiaruku	Ndokwa	
6	Owonmuotore Farmers' coop soc	Olomu	Ughelli South	
7	Equinox Farmers Coop. Soc	Egini	Issele-uku	
8	Global Farmers multipurpose coop soc.	Oha	Ndokwa West	
9	Young shall grow Coop soc	Orerokpe	Ughelli-North	
10	Madeyi Farmers Coop. soc	Ogbe-Udu	Ughelli South	
11	Gralfo Society	Isoko	Isoko North	
12	Ugbomoyo Farmers Coop soc	Jesse	Sapele	
13	Ovwigbo farmers Coop soc	Udi	Ughelli South	
14	Ufuoma farmers group	Oha	Ndokwa West	
15	EdJeba farmers group	Asaba	Oshimilli North	

16	Egopo farmers coop soc	Ekokotu	Warri East	
----	------------------------	---------	------------	--

S/No	Name of Group/Cooperative	Location/Community	LGA	Remarks
1	Sparkling Cassava coop soc	Agbede	Etsako West	
2	RTEP Coop	Agbede	Etsako West	
3	RIFAN multipurpose coop soc	Egono	Etsako West	
4	RIFAN multipurpose coop soc	Iiusha	Esan South East	
5	MAN multipurpose coop soc	Ekpoma	Esan West	
6	MAN multipurpose coop soc	Amahor	Igguebe	
7	MAN multipurpose coop soc	Irrgua	Esan-East	
8	MAN multipurpose coop soc	Agenebode	Etsako East	
9	Ihue FEAP multipurpose coop soc	Benin city	Ikpoba –Okha	
10	Oleke multipurpose coop soc	Benin city	Oredo	
11	Ovia North multipurpose coop soc	Benin city	Oredo	
12	RIFAN multipurpose coop soc	Ehor	Ihuwumode	
13	Eddo cassava grower multipurpose coop soc	Agbomoba	Oredo	
14	Igieghogho FEAP multipurpose coop soc	Obada	Ihuwumode	
15	Saogun multipurpose coop soc	Ugboha	Esan South East	
16	Isesele multipurpose coop soc	Ewu	Esan-Central	
17	Egiaghon multipurpose coop soc	Ugbalo	Esan Central	
18	Aloaye coop soc	Jagbe	Etsako-West	
19	OPU Farmers coop	Odigie	Etsako-West	

List of Sustainable groups and cooperatives that have benefited from CEDP activities in Edo State

LIST OF GROUPS AND CO-OPERATIVE MOBILIZED FOR IITA CEDP PROJECT

S/NO	NAME OF GROUP/MPCs	LOCATIONS	If registered	Year of Registration	REMARKS
1	Ehom Womoen MPCs	Ehom, Biase LGC	Yes	1999	Trained on Cassava Utilization
2	Odajie Women MPCs	Odajie Mbube Ogoja LGC			Women trained but no center
3	Ugaga Women Group	Ugag, Yala LGC	Yes	2000	
4	Ubepa Farmers Group	Ubepa, Bekwarra LGC	Yes	2001	
5	Nneula Women Cooperative MPCs	Atimbo, Akpabuyo LCG			Trained on Cassava Utilization and production
6	Mbearakom Women Group	Mbarakom Village, Akampkpa LGC			
7	Obudu Women Group	Obudu Urban	Yes	1984	
8	Ochom Women MPCs	Ochon, Obubra LGC	Yes	2000	Trained on Cassava Utilization and production
9	Kesimekpa Women Association/Group	Okuni, Ikom Lgc	Yes	1999	Cassava processing center established
10	Itigidi Women Group	Itigidi, Abi LGC			Trained, no center established
11	Progressive United Women Association	Big Qua Town Calabar Municipality	Yes	2002	
12	Akpa Okoyong Women Group	Akpa Okoyong Odukpani LGC	Yes	1999	
13	Idum Mbule Women Group	Idum Mbube, Ogoja LGC	Yes	2004	
14	Apostolic Women Evening Association	Calabar South LGC	Yes	2004	
15	Ikot Okon Women Group	Ikot Okon Akpabuyo			Cassava processing center established
16	Okpodu	Okpodu, Ogoja	Yes	2005	
17	Abualeku Women MPCs	Bekwarra LGC	Yes	2000	Trained on Cassava Utilization and production

18	Ebaken Women MPCs	Boje, Boki LGC	Yes	2005	Trained on Cassava Utilization and production
19	Ijegu Women Farmers MPC	Ijegu, Yala LGC	Yes	2007	No Training yet